



2 0 2 5 D O O R H A R D W A R E

OMNIA

MANUFACTURERS OF FINE LOCKSETS & ARCHITECTURAL HARDWARE

Suggested Retail Prices Effective January 1, 2025



The story of

OMNIA

Over 55 years ago, our company's founder, Alberto R. Comini came to this country with a vision to introduce beautifully designed and crafted Italian architectural hardware to the U.S. market. To this day, OMNIA has steadfast ties to Italy, and while now helmed by the next generation of Comini family members, we continue to stay true to our founding principle of forging our own path.

It is all the people behind our products that make up the OMNIA family, including our fiercely loyal employees, and our customers and vendors with whom we have fostered long-standing relationships. As our business grows, so does our family tree and new opportunities are greeted with Italian hospitality and warmth.



Over the course of our history, OMNIA has built a legacy upon developing products innovative in both design and technological advancement. Our focus is always on what lies ahead, and we constantly challenge ourselves to stay in the forefront of our industry.

OMNIA products are meticulously fabricated from the finest brass materials and premium-grade stainless steel to meet exceptional standards and a finished project of your dreams. Choose hardware that is expressly YOU, and come to know the look and feel of OMNIA.

This catalog showcases our current product offerings, shown with suggested retail prices that are subject to change at any time.



Products Overview

| | | | |
|---|--------------|---|----------------|
| FINISHES | 5 | ENTRANCE HANDLESETS | 84-87 |
| LATCHSETS | 6-39 | HINGES | 88-90 |
| Modern Latchsets | 7-12 | CREMONE BOLTS | 91 |
| Stainless Steel Latchsets | 13-16 | PRODUCT DATA | 92-118 |
| PVD Stainless Steel Latchsets | 17 | Modern Latchsets Product Data | 93-95 |
| Traditions Latchsets | 18-22 | Stainless Steel/PVD Latchsets Product Data | 96-97 |
| ARC Latchsets | 23-25 | Traditions Latchsets Product Data | 98 |
| Prodigy Latchsets | 26-29 | ARC Latchsets Product Data | 99 |
| Classico Latchsets | 30-32 | Prodigy Latchsets Product Data | 100-101 |
| Privacy Bolts | 33-35 | Classico Latchsets Product Data | 102 |
| Interior Mortise Locks | 36-38 | Interior Mortise Locks Product Data | 103 |
| Mortise Deadlocks | 39 | Mortise Deadlocks Product Data | 104 |
| AUXILIARY DEADBOLTS | 40-43 | Auxiliary Deadbolts Product Data | 105 |
| Brass Auxiliary Deadbolts | 41-42 | Mortise Locksets Product Data | 106-108 |
| Stainless Steel Auxiliary Deadbolts | 43 | Deadbolt Locksets Product Data | 109 |
| MORTISE & DEADBOLT LOCKSETS | 44-65 | OMNIA +  level Product Data | 110 |
| Lockset Options | 45 | Narrow Backset Locksets Product Data | 111 |
| Modern Locksets | 46-52 | Pocket Door Hardware Product Data | 112 |
| Stainless Steel Locksets | 53-55 | Multipoint Trim Product Data | 113-114 |
| Traditions Locksets | 56-59 | Entrance Handlesets Product Data | 115-116 |
| ARC Locksets | 60-61 | Deadbolt Handlesets Product Data | 117 |
| Prodigy Locksets | 62-64 | Hinges Product Data | 118 |
| Classico Locksets | 65 | COMPONENT PARTS | 119-121 |
| OMNIA+  level | 66-69 | OMNIA TERMS & CONDITIONS | 122 |
| NARROW BACKSET LOCKSETS | 70-73 | | |
| POCKET DOOR HARDWARE | 74-77 | | |
| MULTIPOINT TRIM | 78-82 | | |



OMNIA + 
 Look for this red symbol throughout this catalog to find our new smart lock products powered by  level



OMNIA Finishes



US3
POLISHED
BRASS,
LACQUERED



US26
POLISHED
CHROME
PLATED



BAS
SIENA BRASS,
LACQUERED



US3A
POLISHED
BRASS,
UNLACQUERED



US26D
SATIN CHROME
PLATED



BPS
VENETIAN
NICKEL,
LACQUERED



US4
SATIN BRASS,
LACQUERED



US32
POLISHED
STAINLESS
STEEL



D
FLORENTINE
BRASS,
LACQUERED



US5
ANTIQUE
BRASS,
LACQUERED



US32D
SATIN
STAINLESS
STEEL



ETR
ETRUSCAN
BRONZE,
LACQUERED



US5A
ANTIQUE
BRONZE,
UNLACQUERED



SB
SHADED
BRONZE,
LACQUERED



PBL
PVD
BLACK



US10B
BLACK
OIL-RUBBED,
LACQUERED



TB
TUSCAN
BRONZE,
LACQUERED



PDB
PVD DARK
BRONZE



US14
POLISHED
NICKEL PLATED,
LACQUERED

**PLEASE CHECK
EACH PRODUCT
TO MAKE SURE A
FINISH IS AVAILABLE
FOR A PARTICULAR
DESIGN.**



PSG
PVD SATIN
GOLD



US15
SATIN
NICKEL PLATED,
LACQUERED




PTT
PVD
TITANIUM

LATCHSETS

Stainless Steel or Solid Brass Trim

MODERN




STAINLESS STEEL



TRADITIONS



ARC



Prodiqy



CLASSICO



OMNIA's latchsets in this program are packaged complete with knobs or levers, specified roses, tubular latch, a metal spring loaded sub-rose, spindle, and all mounting hardware. An installation template is included. Lever latchsets are supplied with extra heavy duty latches.

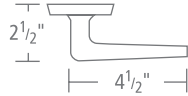
Functions are passage, privacy, and single dummy. These latchsets are designed both for new installations and for replacement hardware on doors with a standard 2 1/8" bore. Backsets of 2 3/8" and 2 3/4" are available.

The designs range from traditional to contemporary to ornate in a selection of finishes to complement any design motif.



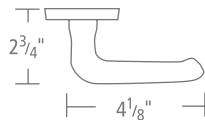
MODERN

36



| | Function* | US3 US26 US26D | US10B US14 US15 |
|---|-------------|---------------------------|----------------------------|
| 36M 2 9/16" dia. rose (covers 2 1/8" hole) | PA/PR SD | \$220 77 | \$255 99 |
| 36S <i>Shown</i> 2 9/16" sq. rose (covers 2 1/8" hole) | PA/PR SD | \$247 90 | \$294 109 |
| 36M50** 2" dia. rose | PA/PR SD | \$220 77 | \$255 99 |
| 36S50** 2" sq. rose | PA/PR SD | \$247 90 | \$294 109 |

42



Specify RH or LH.

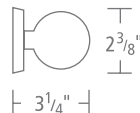
| | Function* | US3 US26 US26D | US10B US14 US15 |
|--|-------------|---------------------------|----------------------------|
| 42M <i>Shown</i> 2 9/16" dia. rose (covers 2 1/8" hole) | PA/PR SD | \$225 80 | \$260 102 |
| 42S 2 9/16" sq. rose (covers 2 1/8" hole) | PA/PR SD | \$252 94 | \$306 123 |
| 42M50** 2" dia. rose | PA/PR SD | \$225 80 | \$260 102 |
| 42S50** 2" sq. rose | PA/PR SD | \$252 94 | \$306 123 |

171



| | Function* | US26 US26D | US10B US14 US15 |
|---|-------------|---------------------------|----------------------------|
| 171M <i>Shown</i> 2 9/16" dia. rose (covers 2 1/8" hole) | PA/PR SD | \$222 78 | \$257 100 |
| 171S 2 9/16" sq. rose (covers 2 1/8" hole) | PA/PR SD | \$249 92 | \$296 110 |
| 171M50** 2" dia. rose | PA/PR SD | \$222 78 | \$257 100 |
| 171S50** 2" sq. rose | PA/PR SD | \$249 92 | \$296 110 |

198/60



| | Function* | US26 US26D | US10B US14 US15 |
|--|-------------|----------------------------|----------------------------|
| 198/60M <i>Shown</i> 2 9/16" dia. rose (covers 2 1/8" hole) | PA/PR SD | \$253 96 | \$288 114 |
| 198/60S 2 9/16" sq. rose (covers 2 1/8" hole) | PA/PR SD | \$280 110 | \$334 135 |
| 198/60M50** 2" dia. rose | PA/PR SD | \$253 96 | \$288 114 |
| 198/60S50** 2" sq. rose | PA/PR SD | \$280 110 | \$334 135 |

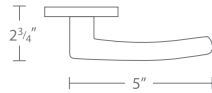
*PA = Passage PR = Privacy SD = Single Dummy

**This rose will not cover 2 1/8" hole.

Suggested retail prices effective January 1, 2025.

MODERN

226

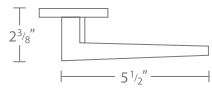


Specify RH or LH.




| | Function* | US26 US26D | US10B US15 |
|---|-------------|----------------------------|----------------------------|
| 226M <i>Shown</i> 2 9/16" dia. rose (covers 2 1/8" hole) | PA/PR SD | \$309 122 | \$353 150 |
| 226S 2 9/16" sq. rose (covers 2 1/8" hole) | PA/PR SD | \$336 142 | \$392 166 |
| 226M50** 2" dia. rose | PA/PR SD | \$309 122 | \$353 150 |
| 226S50** 2" sq. rose | PA/PR SD | \$336 142 | \$392 166 |

227



Specify RH or LH.



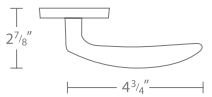
| | Function* | US26 US26D | US10B US15 |
|--|-------------|----------------------------|----------------------------|
| 227M 2 9/16" dia. rose (covers 2 1/8" hole) | PA/PR SD | \$281 108 | \$328 137 |
| 227S <i>Shown</i> 2 9/16" sq. rose (covers 2 1/8" hole) | PA/PR SD | \$307 128 | \$367 153 |
| 227M50** 2" dia. rose | PA/PR SD | \$281 108 | \$328 137 |
| 227S50** 2" sq. rose | PA/PR SD | \$307 128 | \$367 153 |

237



| | Function* | US26 US26D | US10B US14 US15 |
|---|-------------|----------------------------|----------------------------|
| 237M <i>Shown</i> 2 9/16" dia. rose (covers 2 1/8" hole) | PA/PR SD | \$237 86 | \$282 89 |
| 237S 2 9/16" sq. rose (covers 2 1/8" hole) | PA/PR SD | \$262 105 | \$321 123 |
| 237M50** 2" dia. rose | PA/PR SD | \$237 86 | \$282 89 |
| 237S50** 2" sq. rose | PA/PR SD | \$262 105 | \$321 123 |

281



| | Function* | US26 US26D | US10B US14 US15 |
|---|-------------|---------------------------|----------------------------|
| 281M <i>Shown</i> 2 9/16" dia. rose (covers 2 1/8" hole) | PA/PR SD | \$216 76 | \$261 103 |
| 281S 2 9/16" sq. rose (covers 2 1/8" hole) | PA/PR SD | \$243 90 | \$307 124 |
| 281M50** 2" dia. rose | PA/PR SD | \$216 76 | \$261 103 |
| 281S50** 2" sq. rose | PA/PR SD | \$243 90 | \$307 124 |

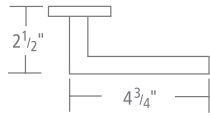

*PA = Passage PR = Privacy SD = Single Dummy

**This rose will not cover 2 1/8" hole.

Suggested retail prices effective January 1, 2025.

MODERN

364



364M *Shown*
2 9/16" dia. rose
(covers 2 1/8" hole)

Function*

PA/PR
SD

US26
US26D
\$225
80

US10B
US14
US15
\$260
102



364S
2 9/16" sq. rose
(covers 2 1/8" hole)

PA/PR
SD

\$252
94

\$306
123



364M50**
2" dia. rose

PA/PR
SD

\$225
80

\$260
102



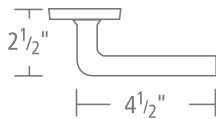

364S50**
2" sq. rose

PA/PR
SD

\$252
94

\$306
123

368



368M
2 9/16" dia. rose
(covers 2 1/8" hole)

Function*

PA/PR
SD

US3
US26
US26D
\$230
82

US10B
US14
US15
\$265
105



368S *Shown*
2 9/16" sq. rose
(covers 2 1/8" hole)

PA/PR
SD

\$257
96

\$304
114



368M50**
2" dia. rose

PA/PR
SD

\$230
82

\$265
105



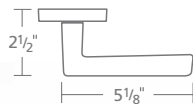

368S50**
2" sq. rose

PA/PR
SD

\$257
96

\$304
114

369



369M
2 9/16" dia. rose
(covers 2 1/8" hole)

Function*

PA/PR
SD

US3A
US26
US4
US26D
\$263
98

US10B
US14
US15
\$291
117



369S *Shown*
2 9/16" sq. rose
(covers 2 1/8" hole)

PA/PR
SD

\$290
112

\$330
127



369M50**
2" dia. rose

PA/PR
SD

\$263
98

\$291
117



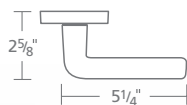
369S50**
2" sq. rose

PA/PR
SD

\$290
112

\$330
127

375



Specify RH or LH.



375M
2 9/16" dia. rose
(covers 2 1/8" hole)

Function*

PA/PR
SD

US3A
US26
US4
US26D
\$263
98

US10B
US14
US15
\$291
117



375S
2 9/16" sq. rose
(covers 2 1/8" hole)

PA/PR
SD

\$290
112

\$330
127



375M50** *Shown*
2" dia. rose

PA/PR
SD

\$263
98

\$291
117



375S50**
2" sq. rose

PA/PR
SD

\$290
112

\$330
127

*PA = Passage PR = Privacy SD = Single Dummy

**This rose will not cover 2 1/8" hole.

Suggested retail prices effective January 1, 2025.


MODERN

381



| | Function* | US3A US26 | US4 US26D | US10B US15 | US14 |
|--|-------------|--------------|--------------|---------------|------|
| 381M 2 9/16" dia. rose (covers 2 1/8" hole) | PA/PR SD | \$263 98 | | \$291 117 | |
| 381S 2 9/16" sq. rose (covers 2 1/8" hole) | PA/PR SD | \$290 113 | | \$330 128 | |
| 381M50** 2" dia. rose | PA/PR SD | \$263 98 | | \$291 117 | |
| 381S50** Shown 2" sq. rose | PA/PR SD | \$290 113 | | \$330 128 | |

762



| | Function* | US3 US26D | US26 US26D | US10B US15 | US14 |
|--|-------------|--------------|---------------|---------------|------|
| 762M Shown 2 9/16" dia. rose (covers 2 1/8" hole) | PA/PR SD | \$235 85 | | \$270 108 | |
| 762S 2 9/16" sq. rose (covers 2 1/8" hole) | PA/PR SD | \$262 99 | | \$316 129 | |
| 762M50** 2" dia. rose | PA/PR SD | \$235 85 | | \$270 108 | |
| 762S50** 2" sq. rose | PA/PR SD | \$262 99 | | \$316 129 | |

890



| | Function* | US3 US26D | US26 US26D | US10B US15 | US14 |
|--|-------------|--------------|---------------|---------------|------|
| 890M Shown 2 9/16" dia. rose (covers 2 1/8" hole) | PA/PR SD | \$199 67 | | \$207 90 | |
| 890S 2 9/16" sq. rose (covers 2 1/8" hole) | PA/PR SD | \$226 81 | | \$253 111 | |
| 890M50** 2" dia. rose | PA/PR SD | \$199 67 | | \$207 90 | |
| 890S50** 2" sq. rose | PA/PR SD | \$226 81 | | \$253 111 | |

892



| | Function* | US3 US26D | US26 US26D | US10B US15 | US14 |
|--|-------------|--------------|---------------|---------------|------|
| 892M Shown 2 9/16" dia. rose (covers 2 1/8" hole) | PA/PR SD | \$204 69 | | \$240 93 | |
| 892S 2 9/16" sq. rose (covers 2 1/8" hole) | PA/PR SD | \$231 83 | | \$286 114 | |
| 892M50** 2" dia. rose | PA/PR SD | \$204 69 | | \$240 93 | |
| 892S50** 2" sq. rose | PA/PR SD | \$231 83 | | \$286 114 | |

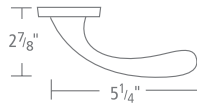
*PA = Passage PR = Privacy SD = Single Dummy

**This rose will not cover 2 1/8" hole.

Suggested retail prices effective January 1, 2025.

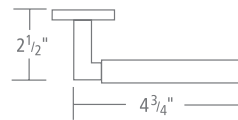
MODERN

905



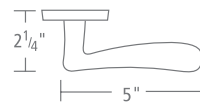
| | Function* | US26 US26D | US15 |
|---|-------------|---------------------|---------------------|
| 905M <i>Shown</i> 2 9/16" dia. rose (covers 2 1/8" hole) | PA/PR SD | \$242 88 | \$253 93 |
| 905S 2 9/16" sq. rose (covers 2 1/8" hole) | PA/PR SD | \$269 102 | \$299 114 |
| 905M50** 2" dia. rose | PA/PR SD | \$242 88 | \$253 93 |
| 905S50** 2" sq. rose | PA/PR SD | \$269 102 | \$299 114 |

914



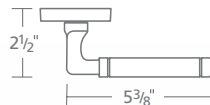
| | Function* | US26 US26D | US10B US15 | US14 |
|--|-------------|---------------------|---------------------|------|
| 914M 2 9/16" dia. rose (covers 2 1/8" hole) | PA/PR SD | \$285 110 | \$328 136 | |
| 914S <i>Shown</i> 2 9/16" sq. rose (covers 2 1/8" hole) | PA/PR SD | \$311 123 | \$367 145 | |
| 914M50** 2" dia. rose | PA/PR SD | \$285 110 | \$328 136 | |
| 914S50** 2" sq. rose | PA/PR SD | \$311 123 | \$367 145 | |

915

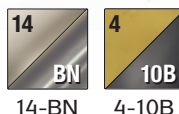


| | Function* | US26 US26D | US15 |
|---|-------------|---------------------|---------------------|
| 915M <i>Shown</i> 2 9/16" dia. rose (covers 2 1/8" hole) | PA/PR SD | \$273 104 | \$290 111 |
| 915S 2 9/16" sq. rose (covers 2 1/8" hole) | PA/PR SD | \$300 118 | \$336 132 |
| 915M50** 2" dia. rose | PA/PR SD | \$273 104 | \$290 111 |
| 915S50** 2" sq. rose | PA/PR SD | \$300 118 | \$336 132 |

923



923 is also available in these split finishes, where BN and 10B are the barrel finish colors.



| | Function* | US3A US26 | US4 US26D | US10B 14-BN | US15 4-10B |
|---|-------------|---------------------|--------------|---------------------|---------------|
| 923M <i>Shown</i> 2 9/16" dia. rose (covers 2 1/8" hole) | PA/PR SD | \$324 127 | | \$368 153 | |
| 923S 2 9/16" sq. rose (covers 2 1/8" hole) | PA/PR SD | \$350 143 | | \$406 166 | |
| 923M50** 2" dia. rose | PA/PR SD | \$324 127 | | \$368 153 | |
| 923S50** 2" sq. rose | PA/PR SD | \$350 143 | | \$406 166 | |

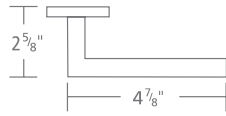
*PA = Passage PR = Privacy SD = Single Dummy





**This rose will not cover 2 1/8" hole.

Suggested retail prices effective January 1, 2025.

MODERN

943



| | Function* | US3 US26 | US4 US26D | US10B US15 | US14 US15 |
|--|-------------|-------------|---------------------------|---------------|----------------------------|
|  943M 2 9/16" dia. rose (covers 2 1/8" hole) | PA/PR SD | | \$237 84 | | \$269 107 |
|  943S <i>Shown</i> 2 9/16" sq. rose (covers 2 1/8" hole) | PA/PR SD | | \$260 98 | | \$315 128 |
|  943M50** 2" dia. rose | PA/PR SD | | \$237 84 | | \$269 107 |
|  943S50** 2" sq. rose | PA/PR SD | | \$260 98 | | \$315 128 |

MODERN Rose Options in Detail

All roses are concealed screw mounted and interlock onto a cassette.

2 1/8" Bore



M

677

Modern

2 9/16" Diameter
3/8" Projection

S

622

Square

2 9/16" Square
7/16" Projection

982

Cassette for Pre-Drilled Doors

for 2 1/8" Bore



1 5/8" Bore



M50

477

Modern 50

2" Diameter
3/8" Projection

S50

477S

Square 50

2" Square
3/8" Projection

981

Small Format Cassette

for 1 5/8" Bore




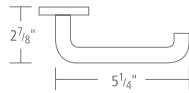
*PA = Passage PR = Privacy SD = Single Dummy

**This rose will not cover 2 1/8" hole.

Suggested retail prices effective January 1, 2025.

STAINLESS STEEL

10



10 *Shown*
2 7/16" dia. rose
(covers 2 7/8" hole)

| Function* | US32D | PBL | PDB | PSG | PTT |
|-----------|--------------|--------------|-----------|-----|-----|
| PA/PR | \$130 | | | | |
| SD | 46 | \$179 | 64 | | |



10S
2 7/16" square rose
(covers 2 7/8" hole)

| | | | | | |
|-------|--------------|--------------|--|--|--|
| PA/PR | \$147 | \$202 | | | |
| SD | 64 | 79 | | | |




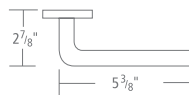
10M52**
2" dia. rose

| | | | | | |
|----|--------------|------------|--|--|--|
| PA | \$130 | N/A | | | |
| SD | 46 | N/A | | | |

PVD
Finishes
Available:



11



11 *Shown*
2 7/16" dia. rose
(covers 2 7/8" hole)

| Function* | US32 | US32D |
|-----------|--------------|--------------|
| PA/PR | \$161 | \$130 |
| SD | 58 | 46 |



11S
2 7/16" square rose
(covers 2 7/8" hole)


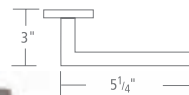
| | | |
|-------|------------|--------------|
| PA/PR | N/A | \$147 |
| SD | N/A | 64 |



11M52**
2" dia. rose

| | | |
|----|--------------|--------------|
| PA | \$161 | \$130 |
| SD | 58 | 46 |

12



12
2 7/16" dia. rose
(covers 2 7/8" hole)

| Function* | US32 | US32D | PBL | PDB | PSG | PTT |
|-----------|--------------|--------------|--------------|-----|-----|-----|
| PA/PR | \$163 | \$130 | \$179 | | | |
| SD | 62 | 46 | 64 | | | |



12S *Shown*
2 7/16" square rose
(covers 2 7/8" hole)

| | | | | | | |
|-------|------------|--------------|--------------|--|--|--|
| PA/PR | N/A | \$147 | \$202 | | | |
| SD | N/A | 64 | 79 | | | |




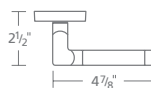
12M52**
2" dia. rose

| | | | | | | |
|----|--------------|--------------|------------|--|--|--|
| PA | \$163 | \$130 | N/A | | | |
| SD | 62 | 46 | N/A | | | |

PVD
Finishes
Available:



14



14 *Shown*
2 7/16" dia. rose
(covers 2 7/8" hole)

| Function* | US32D |
|-----------|--------------|
| PA/PR | \$237 |
| SD | 98 |



14S
2 7/16" square rose
(covers 2 7/8" hole)

| | |
|-------|--------------|
| PA/PR | \$264 |
| SD | 116 |



14M52**
2" dia. rose

| | |
|----|--------------|
| PA | \$237 |
| SD | 98 |

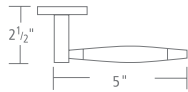
****This rose will not cover 2 1/8" hole. To accomplish privacy function, use separate #6000, #6001, or #6001S bolt. See page 33.**

*PA = Passage PR = Privacy SD = Single Dummy

Suggested retail prices effective January 1, 2025.

STAINLESS STEEL

15



15 Shown
2 7/16" dia. rose
(covers 2 1/8" hole)

Function* US32D

PA/PR **\$254**
SD **106**



15S
2 7/16" square rose
(covers 2 1/8" hole)

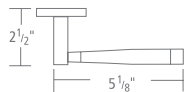

PA/PR **\$281**
SD **124**



15M52**
2" dia. rose

PA **\$254**
SD **106**

18



18 Shown
2 7/16" dia. rose
(covers 2 1/8" hole)

Function* US32D

PA/PR **\$276**
SD **117**



18S
2 7/16" square rose
(covers 2 1/8" hole)

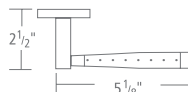

PA/PR **\$303**
SD **141**



18M52**
2" dia. rose

PA **\$276**
SD **117**

19



19 Shown
2 7/16" dia. rose
(covers 2 1/8" hole)

Function* US32D

PA/PR **\$298**
SD **128**



19S
2 7/16" square rose
(covers 2 1/8" hole)

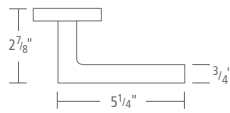

PA/PR **\$325**
SD **146**



19M52**
2" dia. rose

PA **\$298**
SD **128**

22



22
2 7/16" dia. rose
(covers 2 1/8" hole)

Function* US32D

PA/PR **\$167**
SD **62**

PBL PDB
PSG PTT

PVD
Finishes
Available:

PBL

PDB

PSG

PTT



22S Shown
2 7/16" square rose
(covers 2 1/8" hole)

PA/PR **\$194**
SD **80**



22M52**
2" dia. rose

PA **\$167**
SD **62**

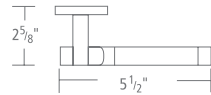

****This rose will not cover 2 1/8" hole. To accomplish privacy function, use separate #6000, #6001, or #60001S bolt. See page 33.**

*PA = Passage PR = Privacy SD = Single Dummy

Suggested retail prices effective January 1, 2025.

STAINLESS STEEL

23



23 Shown
2 7/16" dia. rose
(covers 2 1/8" hole)

Function* US32D

PA/PR **\$231**
SD **94**



23S
2 7/16" square rose
(covers 2 1/8" hole)

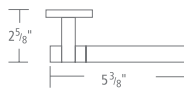
PA/PR **\$258**
SD **112**



23M52**
2" dia. rose

PA **\$231**
SD **94**

25



25
2 7/16" dia. rose
(covers 2 1/8" hole)

Function* US32 US32D PBL PDB PSG PTT
PVD Finishes Available:



PA/PR **\$261** **\$218** **\$277**
SD **113** **90** **106**



25S
2 7/16" square rose
(covers 2 1/8" hole)

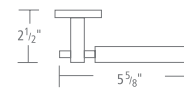
PA/PR **N/A** **\$247** **\$309**
SD **N/A** **107** **122**



25M52 Shown**
2" dia. rose

PA **\$261** **\$218** **N/A**
SD **113** **90** **N/A**

32



32 Shown
2 7/16" dia. rose
(covers 2 1/8" hole)

Function* US32D

PA/PR **\$193**
SD **78**



32S
2 7/16" square rose
(covers 2 1/8" hole)

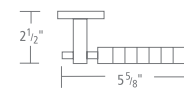

PA/PR **\$220**
SD **96**



32M52**
2" dia. rose

PA **\$193**
SD **78**

33



33 Shown
2 7/16" dia. rose
(covers 2 1/8" hole)

Function* US32D

PA/PR **\$195**
SD **79**



33S
2 7/16" square rose
(covers 2 1/8" hole)

PA/PR **\$222**
SD **103**



33M52**
2" dia. rose

PA **\$195**
SD **79**

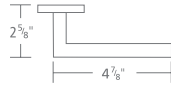
****This rose will not cover 2 1/8" hole. To accomplish privacy function, use separate #6000, #6001, or #6001S bolt. See page 33.**

*PA = Passage PR = Privacy SD = Single Dummy

Suggested retail prices effective January 1, 2025.

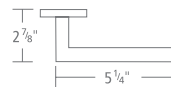
STAINLESS STEEL

43



| | Function* | US32D | PBL PSG | PDB PTT | PVD Finishes Available: |
|--|-------------|----------------------------|----------------------------|------------|-------------------------------|
| 43 2 7/16" dia. rose (covers 2 1/8" hole) | PA/PR SD | \$225 92 | \$271 106 | | PBL |
| 43S <i>Shown</i> 2 7/16" square rose (covers 2 1/8" hole) | PA/PR SD | \$252 109 | \$301 122 | | PDB |
| 43M52** 2" dia. rose | PA SD | \$225 92 | N/A N/A | | PSG PTT |

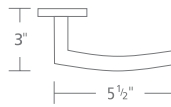
45



Specify RH or LH.

| | Function* | US32D |
|---|-------------|---------------------------|
| 45 <i>Shown</i> 2 7/16" dia. rose (covers 2 1/8" hole) | PA/PR SD | \$130 46 |
| 45S 2 7/16" square rose (covers 2 1/8" hole) | PA/PR SD | \$157 64 |
| 45M52** 2" dia. rose | PA SD | \$130 46 |

47



| | Function* | US32D |
|---|-------------|---------------------------|
| 47 <i>Shown</i> 2 7/16" dia. rose (covers 2 1/8" hole) | PA/PR SD | \$130 46 |
| 47S 2 7/16" square rose (covers 2 1/8" hole) | PA/PR SD | \$157 64 |
| 47M52** 2" dia. rose | PA SD | \$130 46 |

**This rose will not cover 2 1/8" hole. To accomplish privacy function, use separate #6000, #6001, or #60001S bolt. See page 33.

STAINLESS STEEL Rose Options in Detail

Larger roses are concealed screw mounted and interlock onto a cassette (see item #982 on page 12).

2 1/8" Bore



401 (PA) 402 (PR)
Modern

2 7/16" Diameter • 3/8" Projection



401S (PA) 402S (PR)
S Square

2 7/16" Square • 3/8" Projection



099
M52 Modern 52

2" Diameter • 3/8" Projection

Roses thru bolt to each other at 1 1/2" spacing. Will not cover 2 1/8" hole.

*PA = Passage PR = Privacy SD = Single Dummy

Suggested retail prices effective January 1, 2025.

PVD STAINLESS STEEL



10



10 *Shown*
2 7/16" dia. rose


| Function* | PBL | PDB | PSG | PTT |
|-------------|-----|-----|--------------|-----------|
| PA/PR SD | | | \$179 | 64 |



10S
2 7/16" square rose

| | | | | |
|-------------|--|--|--------------|-----------|
| PA/PR SD | | | \$202 | 79 |
|-------------|--|--|--------------|-----------|

12



12 *Shown*
2 7/16" dia. rose

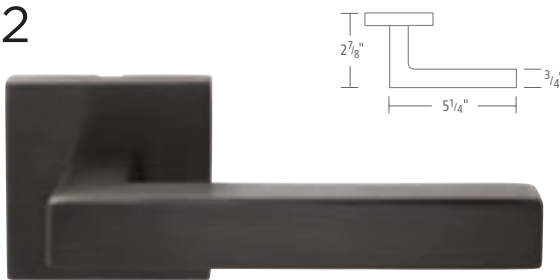
| Function* | PBL | PDB | PSG | PTT |
|-------------|-----|-----|--------------|-----------|
| PA/PR SD | | | \$179 | 64 |



12S
2 7/16" square rose

| | | | | |
|-------------|--|--|--------------|-----------|
| PA/PR SD | | | \$202 | 79 |
|-------------|--|--|--------------|-----------|

22



22
2 7/16" dia. rose

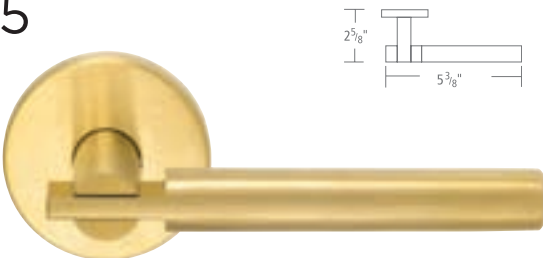
| Function* | PBL | PDB | PSG | PTT |
|-------------|-----|-----|--------------|-----------|
| PA/PR SD | | | \$219 | 81 |



22S *Shown*
2 7/16" square rose

| | | | | |
|-------------|--|--|--------------|-----------|
| PA/PR SD | | | \$236 | 96 |
|-------------|--|--|--------------|-----------|

25



25 *Shown*
2 7/16" dia. rose


| Function* | PBL | PDB | PSG | PTT |
|-------------|-----|-----|--------------|------------|
| PA/PR SD | | | \$277 | 106 |



25S
2 7/16" square rose

| | | | | |
|-------------|--|--|--------------|------------|
| PA/PR SD | | | \$309 | 122 |
|-------------|--|--|--------------|------------|

43



43
2 7/16" dia. rose

| Function* | PBL | PDB | PSG | PTT |
|-------------|-----|-----|--------------|------------|
| PA/PR SD | | | \$271 | 106 |



43S *Shown*
2 7/16" square rose

| | | | | |
|-------------|--|--|--------------|------------|
| PA/PR SD | | | \$301 | 122 |
|-------------|--|--|--------------|------------|

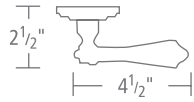
All roses will cover a 2 1/8" hole.

*PA = Passage PR = Privacy SD = Single Dummy




Suggested retail prices effective January 1, 2025.

TRADITIONS

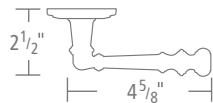

55





Specify RH or LH.

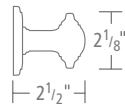
| | Function* | US3 US26 | US3A US26 | US5A US14 | US10B US15 SB |
|---|-------------|----------------------------|--------------|----------------------------|------------------|
|  55/00 <i>Shown</i> 2 5/8" dia. rose (covers 2 1/8" hole) | PA/PR SD | \$280 112 | | \$325 135 | |
|  55/45 ** 1 3/4" (45 mm) dia. rose | PA SD | \$263 116 | | \$283 125 | |
|  55/55 ** 2 3/16" (55 mm) dia. rose | PA SD | \$263 116 | | \$283 125 | |



101



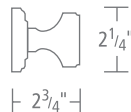
| | Function* | US3 US26 | US3A US26 | US5A US14 | US10B US15 |
|--|-------------|----------------------------|--------------|----------------------------|---------------|
|  101/00 <i>Shown</i> w/101 2 5/8" dia. octagonal rose (covers 2 1/8" hole) | PA/PR SD | \$346 146 | | \$358 153 | |
|  101/55 ** 2 3/16" (55 mm) dia. round rose | PA SD | \$284 126 | | \$296 132 | |




201



| | Function* | US3 US26 | US3A US26 | US5A US14 | US10B US15 |
|--|-------------|----------------------------|--------------|----------------------------|---------------|
|  201/00 <i>Shown</i> w/101 2 5/8" dia. octagonal rose (covers 2 1/8" hole) | PA/PR SD | \$420 181 | | \$452 199 | |
|  201/55 ** 2 3/16" (55 mm) dia. round rose | PA SD | \$354 161 | | \$385 177 | |

430



| | Function* | US3 US26 | US3A US26 | US5A US14 | US10B US15 SB |
|--|-------------|---------------------------|--------------|---------------------------|------------------|
|  430/00 <i>Shown</i> 2 5/8" dia. rose (covers 2 1/8" hole) | PA/PR SD | \$219 78 | | \$258 97 | |
|  430/45 ** 1 3/4" (45 mm) dia. rose | PA SD | \$198 83 | | \$217 92 | |
|  430/55 ** 2 3/16" (55 mm) dia. rose | PA SD | \$198 83 | | \$217 92 | |

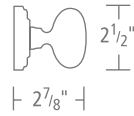
**This rose will not cover 2 1/8" hole. To accomplish privacy function, use separate privacy bolt. See pages 34-35.

*PA = Passage PR = Privacy SD = Single Dummy

Suggested retail prices effective January 1, 2025.

TRADITIONS

432



432/00 *Shown*
2 5/8" dia. rose
(covers 2 1/8" hole)

| Function* | US3 US26 | US3A US26D | US5A US14 | US10B US15 | US10B US15 SB |
|-------------|-------------|---------------------------|--------------|---------------|----------------------------|
| PA/PR SD | | \$244 90 | | | \$282 113 |



432/45**
1 3/4" (45 mm)
dia. rose

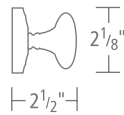
| | | | | | |
|----------|--|---------------------------|--|--|----------------------------|
| PA SD | | \$220 94 | | | \$240 104 |
|----------|--|---------------------------|--|--|----------------------------|



432/55**
2 3/16" (55 mm)
dia. rose

| | | | | | |
|----------|--|---------------------------|--|--|----------------------------|
| PA SD | | \$220 94 | | | \$240 104 |
|----------|--|---------------------------|--|--|----------------------------|

442



442/00 *Shown*
2 5/8" dia. rose
(covers 2 1/8" hole)

| Function* | US3 US26 | US3A US26D | US5A US14 | US10B US15 | US10B US15 SB |
|-------------|-------------|---------------------------|--------------|---------------|----------------------------|
| PA/PR SD | | \$224 81 | | | \$263 103 |



442/45**
1 3/4" (45 mm)
dia. rose

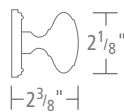
| | | | | | |
|----------|--|---------------------------|--|--|---------------------------|
| PA SD | | \$201 84 | | | \$221 94 |
|----------|--|---------------------------|--|--|---------------------------|



442/55**
2 3/16" (55 mm)
dia. rose

| | | | | | |
|----------|--|---------------------------|--|--|---------------------------|
| PA SD | | \$201 84 | | | \$221 94 |
|----------|--|---------------------------|--|--|---------------------------|

443



443/00 *Shown*
2 5/8" dia. rose
(covers 2 1/8" hole)

| Function* | US3 US26 | US3A US26D | US5A US14 | US10B US15 | US10B US15 SB |
|-------------|-------------|---------------------------|--------------|---------------|----------------------------|
| PA/PR SD | | \$238 88 | | | \$278 107 |



443/45**
1 3/4" (45 mm)
dia. rose

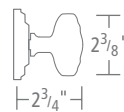
| | | | | | |
|----------|--|---------------------------|--|--|----------------------------|
| PA SD | | \$218 93 | | | \$237 102 |
|----------|--|---------------------------|--|--|----------------------------|



443/55**
2 3/16" (55 mm)
dia. rose

| | | | | | |
|----------|--|---------------------------|--|--|----------------------------|
| PA SD | | \$218 93 | | | \$237 102 |
|----------|--|---------------------------|--|--|----------------------------|

472



472/00 *Shown*
2 5/8" dia. rose
(covers 2 1/8" hole)

| Function* | US3 US26 | US3A US26D | US5A US14 | US10B US15 | US10B US15 SB |
|-------------|-------------|---------------------------|--------------|---------------|----------------------------|
| PA/PR SD | | \$233 93 | | | \$285 117 |



472/45**
1 3/4" (45 mm)
dia. rose

| | | | | | |
|----------|--|---------------------------|--|--|----------------------------|
| PA SD | | \$225 97 | | | \$247 107 |
|----------|--|---------------------------|--|--|----------------------------|



472/55**
2 3/16" (55 mm)
dia. rose

| | | | | | |
|----------|--|---------------------------|--|--|----------------------------|
| PA SD | | \$225 97 | | | \$247 107 |
|----------|--|---------------------------|--|--|----------------------------|

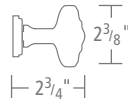
**This rose will not cover 2 1/8" hole. To accomplish privacy function, use separate privacy bolt. See pages 34-35.

*PA = Passage PR = Privacy SD = Single Dummy

Suggested retail prices effective January 1, 2025.

TRADITIONS

473



473/00
2 5/8" dia. rose
(covers 2 1/8" hole)

| Function* | US3 US3A US26 | US5A US10B US14 US15 |
|-----------|---------------|----------------------|
|-----------|---------------|----------------------|

| | | |
|----------|-------------|--------------|
| PA/PR SD | \$254 92 | \$294 114 |
|----------|-------------|--------------|



473/45 Shown**
1 3/4" (45 mm)
dia. rose

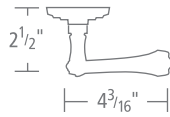
| | | |
|-------|-------------|--------------|
| PA SD | \$230 96 | \$251 113 |
|-------|-------------|--------------|



473/55**
2 3/16" (55 mm)
dia. rose

| | | |
|-------|-------------|--------------|
| PA SD | \$230 96 | \$251 113 |
|-------|-------------|--------------|

570



Specify RH or LH.

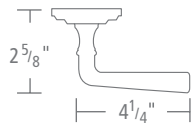


570/00 Shown
2 5/8" dia. rose
(covers 2 1/8" hole)

| Function* | US3 US3A US26 | US5A US10B US14 US15 SB |
|-----------|---------------|-------------------------|
|-----------|---------------|-------------------------|

| | | |
|----------|-------------|--------------|
| PA/PR SD | \$268 95 | \$304 120 |
|----------|-------------|--------------|

706



706/00 Shown
2 5/8" dia. rose
(covers 2 1/8" hole)

| Function* | US3 US3A US26 | US5A US10B US14 US15 SB |
|-----------|---------------|-------------------------|
|-----------|---------------|-------------------------|

| | | |
|----------|-------------|--------------|
| PA/PR SD | \$235 85 | \$271 108 |
|----------|-------------|--------------|



706/45**
1 3/4" (45 mm)
dia. rose

| | | |
|-------|-------------|-------------|
| PA SD | \$208 88 | \$229 98 |
|-------|-------------|-------------|



706/55**
2 3/16" (55 mm)
dia. rose

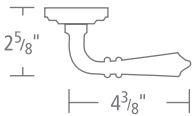
| | | |
|-------|-------------|-------------|
| PA SD | \$208 88 | \$229 98 |
|-------|-------------|-------------|



706/RT**
with rectangular
rose

| | | |
|-------|-------------|--------------|
| PA SD | \$221 95 | \$247 108 |
|-------|-------------|--------------|

752



752/00 Shown
2 5/8" dia. rose
(covers 2 1/8" hole)

| Function* | US3 US3A US26 | US5A US10B US14 US15 SB |
|-----------|---------------|-------------------------|
|-----------|---------------|-------------------------|

| | | |
|----------|-------------|-------------|
| PA/PR SD | \$205 70 | \$241 92 |
|----------|-------------|-------------|



752/45**
1 3/4" (45 mm)
dia. rose

| | | |
|-------|-------------|-------------|
| PA SD | \$178 73 | \$198 83 |
|-------|-------------|-------------|



752/55**
2 3/16" (55 mm)
dia. rose

| | | |
|-------|-------------|-------------|
| PA SD | \$178 73 | \$198 83 |
|-------|-------------|-------------|

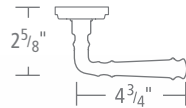
**This rose will not cover 2 1/8" hole. To accomplish privacy function, use separate privacy bolt. See pages 34-35.





*PA = Passage PR = Privacy SD = Single Dummy

Suggested retail prices effective January 1, 2025.

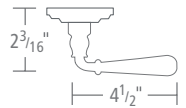

TRADITIONS




904



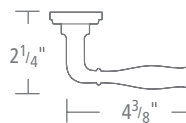
| | Function* | US3 US3A US26 | US5A US10B US14 US15 |
|--|-------------|----------------------------|----------------------------|
|  904/00 2 5/8" dia. rose (covers 2 1/8" hole) | PA/PR SD | \$262 98 | \$297 121 |
|  904/45** 1 3/4" (45 mm) dia. rose | PA SD | \$234 101 | \$255 111 |
|  904/55** 2 3/16" (55 mm) dia. rose | PA SD | \$234 101 | \$255 111 |
|  904/RT**<i>Shown</i> with rectangular rose | PA SD | \$248 109 | \$272 121 |




918



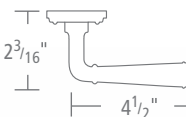
| | Function* | US3 US3A US26 | US5A US10B US14 US15 |
|---|-------------|---------------------------|---------------------------|
|  918/00 <i>Shown</i> 2 5/8" dia. rose (covers 2 1/8" hole) | PA/PR SD | \$214 74 | \$249 99 |
|  918/45** 1 3/4" (45 mm) dia. rose | PA SD | \$187 81 | \$207 87 |
|  918/55** 2 3/16" (55 mm) dia. rose | PA SD | \$187 81 | \$207 87 |




944



| | Function* | US3 US3A US26 | US5A US10B US14 US15 |
|---|-------------|----------------------------|----------------------------|
|  944/00 2 5/8" dia. rose (covers 2 1/8" hole) | PA/PR SD | \$264 99 | \$301 123 |
|  944/45**<i>Shown</i> 1 3/4" (45 mm) dia. rose | PA SD | \$237 103 | \$259 113 |
|  944/55** 2 3/16" (55 mm) dia. rose | PA SD | \$237 103 | \$259 113 |

946



| | Function* | US3 US3A US26 | US5A US10B US14 US15 |
|---|-------------|----------------------------|----------------------------|
|  946/00 <i>Shown</i> 2 5/8" dia. rose (covers 2 1/8" hole) | PA/PR SD | \$270 102 | \$306 121 |
|  946/45** 1 3/4" (45 mm) dia. rose | PA SD | \$245 110 | \$265 116 |
|  946/55** 2 3/16" (55 mm) dia. rose | PA SD | \$245 110 | \$265 116 |

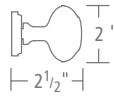
****This rose will not cover 2 1/8" hole. To accomplish privacy function, use separate privacy bolt. See pages 34-35.**




*PA = Passage PR = Privacy SD = Single Dummy

Suggested retail prices effective January 1, 2025.

TRADITIONS

970



| | Function* | US3 US3A US26 | US5A US10B US14 US15 |
|---|-------------|---------------------------|----------------------------|
|  970/00 2 5/8" dia. rose (covers 2 1/8" hole) | PA/PR SD | \$224 89 | \$263 104 |
|  970/45** 1 3/4" (45 mm) dia. rose | PA SD | \$200 84 | \$221 94 |
|  970/55** Shown 2 3/16" (55 mm) dia. rose | PA SD | \$200 84 | \$221 94 |

TRADITIONS Rose Options in Detail

Surface Mounted Roses

Smaller roses are surface mounted and will NOT cover 2 1/8" bore.



592/45
Traditional
1 3/4" Diameter
3/8" Projection



592B/45
Beaded
1 3/4" Diameter
3/8" Projection



592/55
Traditional
2 3/16" Diameter
5/16" Projection



592B/55
Beaded
2 3/16" Diameter
5/16" Projection



836/00
Rectangular
2" h x 1 5/8" w
5/16" Projection

Traditions Rose Covers

(For pre-drilled 2 1/8" hole)

Rose covers are concealed screw mounted and interlock onto a cassette (see item #982 on page 12).



037R
Classical
2 5/8" Diameter
3/8" Projection



101R
Octagonal
2 5/8" Diameter
(2 7/8" Diagonal)
3/8" Projection



577
Beaded
2 5/8" Diameter
3/8" Projection



579
Roped
2 5/8" Diameter
1/2" Projection



671
Traditional
2 5/8" Diameter
3/8" Projection

ARC roses shown on page 25 can also be used with Traditions levers and knobs.

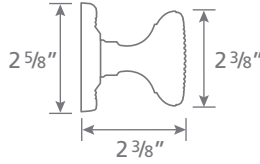
**This rose will not cover 2 1/8" hole. To accomplish privacy function, use separate privacy bolt. See pages 34-35.

*PA = Passage PR = Privacy SD = Single Dummy

Suggested retail prices effective January 1, 2025.

ARC

508



508BD67 *Shown*
2 5/8" (67 mm)
dia. rose

Function* US3 US3A US4
US5 US10B US14
US15 US26

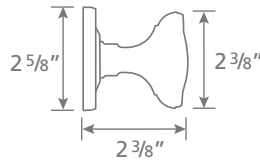
PA/PR SD **\$296**
146



508BD50 **
2" (50 mm)
dia. rose

PA/PR SD **\$296**
146

511



511ML67 *Shown*
2 5/8" (67 mm)
dia. rose

Function* US3 US3A US4
US5 US10B US14
US15 US26

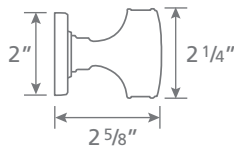
PA/PR SD **\$296**
146



511ML50 **
2" (50 mm)
dia. rose

PA/PR SD **\$296**
146

513



513ED67
2 5/8" (67 mm)
dia. rose

Function* US3 US3A US4
US5 US10B US14
US15 US26

PA/PR SD **\$296**
146



513ED50 ** *Shown*
2" (50 mm)
dia. rose

PA/PR SD **\$296**
146


*PA = Passage PR = Privacy SD = Single Dummy

**This rose will not cover 2 1/8" hole.

Suggested retail prices effective January 1, 2025.

ARC

748



Function* US3 US3A US4
US5 US10B US14
US15 US26



748BD67
2 5/8" (67 mm)
dia. rose

PA/PR
SD

\$296
146

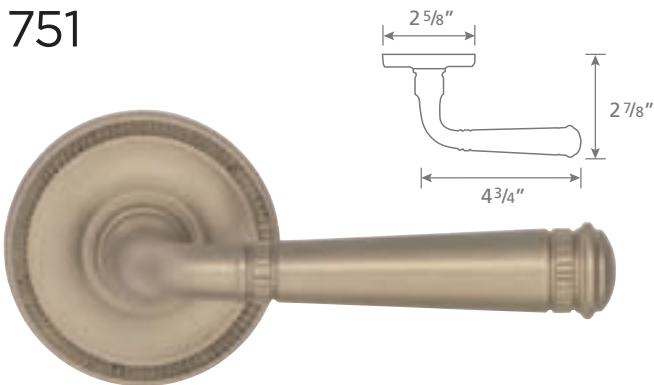


748BD50** *Shown*
2" (50 mm)
dia. rose

PA/PR
SD

\$296
146

751



Function* US3 US3A US4
US5 US10B US14
US15 US26



751ML67 *Shown*
2 5/8" (67 mm)
dia. rose

PA/PR
SD

\$296
146

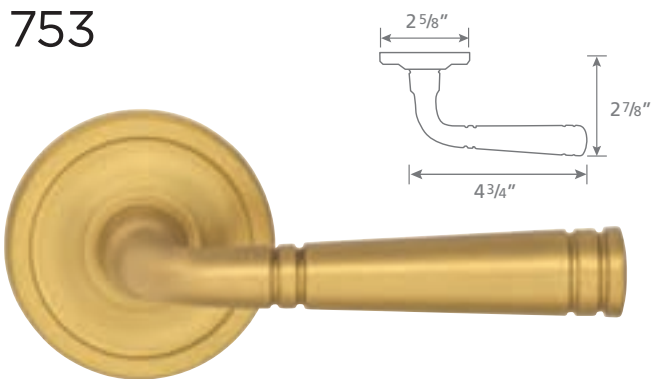


751ML50**
2" (50 mm)
dia. rose

PA/PR
SD

\$296
146

753



Function* US3 US3A US4
US5 US10B US14
US15 US26



753ED67 *Shown*
2 5/8" (67 mm)
dia. rose

PA/PR
SD

\$296
146



753ED50**
2" (50 mm)
dia. rose

PA/PR
SD

\$296
146

*PA = Passage PR = Privacy SD = Single Dummy

**This rose will not cover 2 1/8" hole.

Suggested retail prices effective January 1, 2025.

ARC

ARC Rose Options in Detail

Rose covers are concealed screw mounted and interlock onto a cassette (see items #981 and #982 on page 12).

2 1/8" Bore



BD67
618
Beaded
2 5/8" Diameter
1/2" Projection



ML67
641
Milled
2 5/8" Diameter
1/2" Projection



ED67
643
Edged
2 5/8" Diameter
1/2" Projection

1 5/8" Bore



BD50
538
Beaded
2" Diameter
3/8" Projection



ML50
541
Milled
2" Diameter
3/8" Projection



ED50
543
Edged
2" Diameter
3/8" Projection

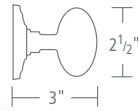
Traditions roses shown on page 22 can also be used with ARC levers and knobs.

Suggested retail prices effective January 1, 2025.






Prodigy

TIER 1

434

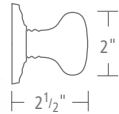


Shown with "TD" Rose in US3






-  TD = Traditional Rose
-  MD = Modern Rose
-  AR = Arched Rose
-  RT = Rectangular Rose
-  SQ = Square Rose

| Function* | US3 US10B | US3A+ US14 | US4 US15 US26 TB |
|---------------------------------------|--------------|---------------|------------------------|
| 434 55° Latch (Standard) | PA/PR SD | \$184 | 90 |
| 434 28° Latch (Option) | PA/PR SD | \$204 | 90 |

458

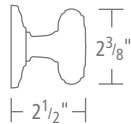


Shown with "TD" Rose in US14






-  TD = Traditional Rose
-  MD = Modern Rose
-  AR = Arched Rose
-  RT = Rectangular Rose
-  SQ = Square Rose

| Function* | US3 US10B | US3A+ US14 | US4 US15 US26 TB |
|---------------------------------------|--------------|---------------|------------------------|
| 458 55° Latch (Standard) | PA/PR SD | \$184 | 90 |
| 458 28° Latch (Option) | PA/PR SD | \$204 | 90 |

565

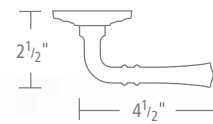


Shown with "TD" Rose in US26






-  TD = Traditional Rose
-  MD = Modern Rose
-  AR = Arched Rose
-  RT = Rectangular Rose
-  SQ = Square Rose

| Function* | US3 US10B | US3A+ US14 | US4 US15 US26 TB |
|---------------------------------------|--------------|---------------|------------------------|
| 565 55° Latch (Standard) | PA/PR SD | \$184 | 90 |
| 565 28° Latch (Option) | PA/PR SD | \$204 | 90 |

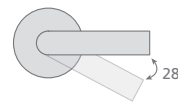
785



Shown with "TD" Rose in US10B

-  TD = Traditional Rose
-  MD = Modern Rose
-  AR = Arched Rose
-  RT = Rectangular Rose
-  SQ = Square Rose

| Function* | US3 | US4 | US10B US14 US15 US26 TB |
|---------------------------------------|-------------|-------|----------------------------------|
| 785 28° Latch (Standard) | PA/PR SD | \$184 | 90 |



*PA = Passage PR = Privacy SD = Single Dummy

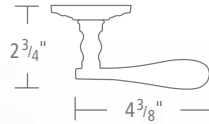
†US3A only available for TD rose.

Suggested retail prices effective January 1, 2025.



Prodigy

895

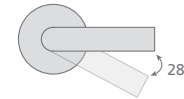


Specify RH or LH.

Shown with "RT" Rose in TB

- TD = Traditional Rose
- MD = Modern Rose
- AR = Arched Rose
- RT = Rectangular Rose
- SQ = Square Rose

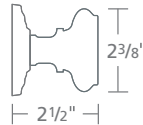
895
28° Latch
(Standard)



| Function* | US3 US14 US26 | US4 US15 TB | US10B US14 US15 US26 TB |
|-------------|---------------------|-------------------|-------------------------------------|
| PA/PR SD | | | \$184 90 |

TIER 2

566



Shown with "TD" Rose in US4

- TD = Traditional Rose
- MD = Modern Rose
- AR = Arched Rose
- RT = Rectangular Rose
- SQ = Square Rose

566
55° Latch
(Standard)

566
28° Latch
(Option)

| Function* | US3 US10B US15 | US4 US14 US26 | US5 US14 US26 |
|-------------|----------------------|---------------------|---------------------------|
| PA/PR SD | | | \$196 95 |

| | | | |
|-------------|--|--|---------------------------|
| PA/PR SD | | | \$216 95 |
|-------------|--|--|---------------------------|

936



Shown with "MD" Rose in US15

- TD = Traditional Rose
- MD = Modern Rose
- AR = Arched Rose
- RT = Rectangular Rose
- SQ = Square Rose

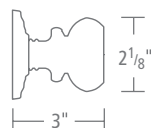
936
55° Latch
(Standard)

936
28° Latch
(Option)

| Function* | US3 US10B US15 | US4 US14 US26 | US5 US14 US26 |
|-------------|----------------------|---------------------|---------------------------|
| PA/PR SD | | | \$196 95 |

| | | | |
|-------------|--|--|---------------------------|
| PA/PR SD | | | \$216 95 |
|-------------|--|--|---------------------------|

955



Shown with "AR" Rose in US3

- TD = Traditional Rose
- MD = Modern Rose
- AR = Arched Rose
- RT = Rectangular Rose
- SQ = Square Rose

955
55° Latch
(Standard)

955
28° Latch
(Option)

| Function* | US3 US15 US26 | US3A [†] US10B US14 US26 | US4 US14 TB |
|-------------|---------------------|--|---------------------------|
| PA/PR SD | | | \$196 95 |

| | | | |
|-------------|--|--|---------------------------|
| PA/PR SD | | | \$216 95 |
|-------------|--|--|---------------------------|

*PA = Passage PR = Privacy SD = Single Dummy

[†]US3A only available for TD rose.

Suggested retail prices effective January 1, 2025.

Prodigy

956



Shown with "SQ" Rose in US14



TD = Traditional Rose



MD = Modern Rose



AR = Arched Rose



RT = Rectangular Rose



SQ = Square Rose

Function*

US3 US4 US5
US10B US14
US15 US26

956
55° Latch
(Standard)

PA/PR
SD

\$196
95

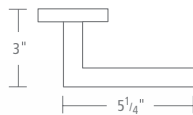
956
28° Latch
(Option)

PA/PR
SD

\$216
95

TIER 3

912



Shown with "MD" Rose in US26



TD = Traditional Rose



MD = Modern Rose



AR = Arched Rose



RT = Rectangular Rose



SQ = Square Rose

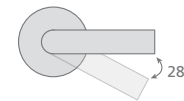
Function*

US3 US4 US10B
US14 US15 US26
US26D† TB

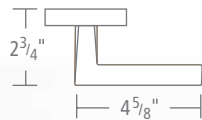

912
28° Latch
(Standard)

PA/PR
SD

\$208
102



925



Shown with "MD" Rose in US3



TD = Traditional Rose



MD = Modern Rose



AR = Arched Rose



RT = Rectangular Rose



SQ = Square Rose

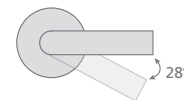
Function*

US3 US4 US10B
US14 US15 US26
US26D† TB

925
28° Latch
(Standard)

PA/PR
SD

\$208
102




*PA = Passage PR = Privacy SD = Single Dummy

†US26D only available for MD, RT & SQ roses.

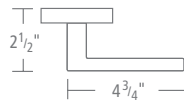
Suggested retail prices effective January 1, 2025.

Prodigy

930

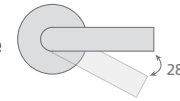


Shown with "SQ" Rose in US15



- TD = Traditional Rose
- MD = Modern Rose
- AR = Arched Rose
- RT = Rectangular Rose
- SQ = Square Rose

930
28° Latch
(Standard)

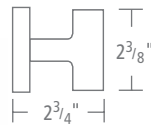


| Function* | US3 | US4 | US10B |
|-----------|------|-------|-----------|
| PA/PR | US14 | US15 | US26 |
| SD | | | US26D† TB |
| | | \$208 | 102 |

935



Shown with "MD" Rose in US15



- TD = Traditional Rose
- MD = Modern Rose
- AR = Arched Rose
- RT = Rectangular Rose
- SQ = Square Rose

935
55° Latch
(Standard)

935
28° Latch
(Option)

| Function* | US3 | US4 | US10B |
|-----------|------|-------|-----------|
| PA/PR | US14 | US15 | US26 |
| SD | | | US26D† TB |
| | | \$208 | 102 |
| | | \$228 | 102 |

Prodigy Rose Options in Detail

Rose covers are concealed screw mounted and interlock onto a cassette (see item #982 on page 12).



TD
673
Traditional
2 5/8" Diameter
1/2" Projection



MD
679
Modern
2 5/8" Diameter
1/2" Projection



AR
674
Arched
2 5/8" W x 3 1/4" H
1/2" Projection



RT
675
Rectangular
2 5/8" W x 3" H
1/2" Projection



SQ
678
Square
2 5/8" Square
1/2" Projection

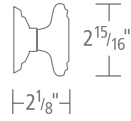
*PA = Passage PR = Privacy SD = Single Dummy

†US26D only available for MD, RT & SQ roses.

Suggested retail prices effective January 1, 2025.

CLASSICO

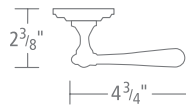
59FL



59FL
2⁹/₁₆" dia. rose
(covers 2¹/₈" hole)

| Function* | BAS D ETR | BPS |
|-------------|----------------------------|----------------------------|
| PA/PR SD | \$379 169 | \$411 186 |

251FL

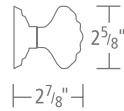


Specify RH or LH.

251FL
2⁹/₁₆" dia. rose
(covers 2¹/₈" hole)

| Function* | BAS D ETR | BPS |
|-------------|----------------------------|----------------------------|
| PA/PR SD | \$377 168 | \$407 184 |

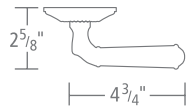
260FL



260FL
2⁹/₁₆" dia. rose
(covers 2⁷/₈" hole)

| Function* | BAS D ETR | BPS |
|-------------|----------------------------|----------------------------|
| PA/PR SD | \$505 233 | \$547 254 |

305RE



305RE
2⁷/₈" dia. rose
(covers 2¹/₈" hole)

| Function* | BAS D ETR | BPS |
|-------------|----------------------------|----------------------------|
| PA/PR SD | \$438 198 | \$470 215 |

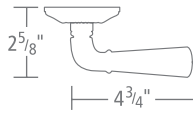
BAS = Siena Brass, Lacquered
BPS = Venetian Nickel, Lacquered
D = Florentine Brass, Lacquered
ETR = Etruscan Bronze, Lacquered

*PA = Passage PR = Privacy SD = Single Dummy

Suggested retail prices effective January 1, 2025.

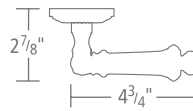
CLASSICO

309RE



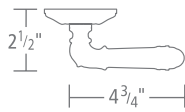
| Function* | BAS D ETR | BPS |
|---|-----------------|--|
| 309RE 2 7/8" dia. rose (covers 2 1/8" hole) | PA/PR SD | \$387 \$420 \$173 \$198 |

331FL



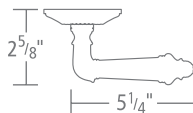
Available for mortise lock only.
Contact OMNIA for pricing.

332RE



| Function* | BAS D ETR | BPS |
|---|-----------------|--|
| 332RE 2 7/8" dia. rose (covers 2 1/8" hole) | PA/PR SD | \$434 \$493 \$196 \$227 |

340RE



| Function* | BAS D ETR | BPS |
|---|-----------------|--|
| 340RE 2 7/8" dia. rose (covers 2 1/8" hole) | PA/PR SD | \$406 \$437 \$183 \$198 |

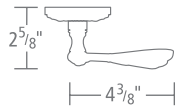
BAS = Siena Brass, Lacquered
BPS = Venetian Nickel, Lacquered
D = Florentine Brass, Lacquered
ETR = Etruscan Bronze, Lacquered

*PA = Passage PR = Privacy SD = Single Dummy

Suggested retail prices effective January 1, 2025.

CLASSICO

425FL



| Function* | BAS D ETRD | BPS |
|-----------|------------------|--------------|
| PA/PR | \$379 | \$411 |
| SD | 169 | 185 |

425FL
2⁹/₁₆" dia. rose
(covers 2¹/₈" hole)

BAS = Siena Brass, Lacquered
BPS = Venetian Nickel, Lacquered
D = Florentine Brass, Lacquered
ETRD = Etruscan Bronze, Lacquered

CLASSICO Rose Options in Detail

Rose covers are concealed screw mounted and interlock onto a cassette (see item #982 on page 12).



FL
4320
Floral

2⁹/₁₆" Diameter
1/2" Projection



RE
3265
Reeded

2⁷/₈" Diameter
1/2" Projection

*PA = Passage PR = Privacy SD = Single Dummy

Suggested retail prices effective January 1, 2025.

Stainless Steel Privacy Bolts

6000



Privacy Bolt Set

US32D


6000/238**\$137**

2 3/8" backset
Projection: 1 1/2"
Rose: 2" dia.

6000/234**\$137**

2 3/4" backset
Projection: 1 1/2"
Rose: 2" dia.

6001



Privacy Bolt Set

US32D


6001/238**\$137**

2 3/8" backset
Projection: 1 1/2"
Rose: 2" dia.

6001/234**\$137**

2 3/4" backset
Projection: 1 1/2"
Rose: 2" dia.

6001S



Privacy Bolt Set

US32D

6001S/238**\$137**

2 3/8" backset
Projection: 1 1/2"
Rose: 2" square

6001S/234**\$137**

2 3/4" backset
Projection: 1 1/2"
Rose: 2" square

ANY TURNPIECE SHOWN UNDER PRIVACY BOLTS CAN ALSO BE USED
AS THE TURNPIECE FOR MORTISE LOCKSET SECTIONAL TRIM.

Suggested retail prices effective January 1, 2025.

Brass Privacy Bolts

103



Privacy Bolt Set

US3A US3
US26 US26D

US5A US10B
US14 US15 SB

103/238
2 3/8" backset
Projection: 1 3/8"
Rose: 1 3/4" dia.

\$128

\$131

103/234
2 3/4" backset
Projection: 1 3/8"
Rose: 1 3/4" dia.

\$128

\$131

065



Privacy Bolt Set

US3A US3
US26

US5A US10B
US14 US15 SB

065/238
2 3/8" backset
Projection: 1 1/8"
Rose: 2 3/16" x 1 3/8"

\$103

\$108

065/234
2 3/4" backset
Projection: 1 1/8"
Rose: 2 3/16" x 1 3/8"

\$103

\$108

068



Privacy Bolt Set

US3

US10B US15 SB

068/238
2 3/8" backset
Projection: 1"
Rose: 1 3/4" dia.

\$89

\$101

068/234
2 3/4" backset
Projection: 1"
Rose: 1 3/4" dia.

\$89

\$101

102



Privacy Bolt Set

US3
US26 US26D

US10B US14
US15

102/238
2 3/8" backset
Projection: 1 1/8"
Rose: 1 3/4" dia.

\$128

\$131

102/234
2 3/4" backset
Projection: 1 1/8"
Rose: 1 3/4" dia.

\$128

\$131

102S



Privacy Bolt Set

US26
US26D

US10B
US14 US15

102S/238
2 3/8" backset
Projection: 1 1/8"
Rose: 1 7/16" square

\$141

\$145

102S/234
2 3/4" backset
Projection: 1 1/8"
Rose: 1 7/16" square

\$141

\$145

ANY TURNPIECE SHOWN UNDER PRIVACY BOLTS CAN ALSO BE USED AS THE TURNPIECE FOR MORTISE LOCKSET SECTIONAL TRIM.

Suggested retail prices effective January 1, 2025.

Brass Privacy Bolts

104



Privacy Bolt Set

US3

US15 SB

104/238
2³/₈" backset
Projection: 1¹/₈"
Rose: 1³/₄" dia.

\$145

\$159

104/234
2³/₄" backset
Projection: 1¹/₈"
Rose: 1³/₄" dia.

\$145

\$159

104CL

CLASSICO



Privacy Bolt Set

BAS BPS
D ETR

104CL/238
2³/₈" backset
Projection: 1¹/₈"
Rose: 2" dia.

\$181

104CL/234
2³/₄" backset
Projection: 1¹/₈"
Rose: 2" dia.

\$181

105



Privacy Bolt Set

US3

SB

105/238
2³/₈" backset
Projection: 1¹/₈"
Rose: 1³/₄" dia.

\$145

\$149

105/234
2³/₄" backset
Projection: 1¹/₈"
Rose: 1³/₄" dia.

\$145

\$149

9163



Privacy Bolt Set

US3 US3A
US26

US5A US10B
US14 US15

9163/238
2³/₈" backset
Projection: 1"
Rose: 1⁹/₁₆" x 1¹/₈"

\$118

\$125

9163/234
2³/₄" backset
Projection: 1"
Rose: 1⁹/₁₆" x 1¹/₈"

\$118

\$125

ANY TURNPIECE SHOWN UNDER PRIVACY BOLTS CAN ALSO BE USED AS THE TURNPIECE FOR MORTISE LOCKSET SECTIONAL TRIM.

Suggested retail prices effective January 1, 2025.

INTERIOR MORTISE LOCKS

Solid Brass



Interior Mortise Locks

4036



4036
Lever
with Plates

Function

Passage (PA)
Privacy (PR)
Single Dummy (SD)

| US3 | US26 | US26D | US10B | US14 | US15 |
|-----|------|-------|--------------|--------------|------|
| | | | | | |
| | | | \$490 | \$520 | |
| | | | 660 | 685 | |
| | | | 153 | 178 | |

904ED50



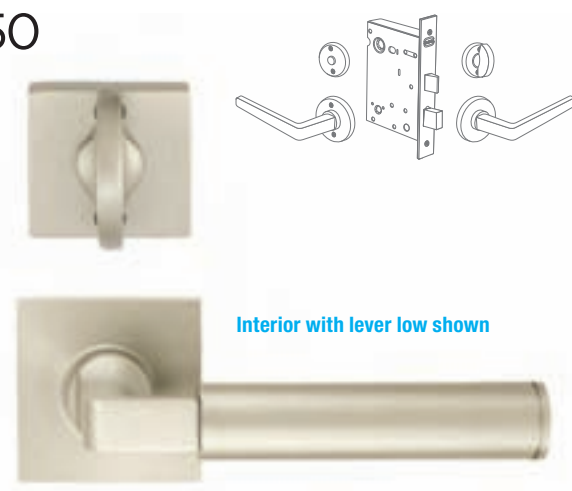
904ED50
Sectional
Roses
with Lever

Function

Passage (PA)
Privacy (PR)
Single Dummy (SD)

| US3 | US3A | US10B | US5A | US14 | US15 |
|-----|------|-------|--------------|--------------|------|
| | | | | | |
| | | | \$422 | \$457 | |
| | | | 492 | 527 | |
| | | | 98 | 121 | |

914S50



914S50
Sectional
Roses
with Lever

Function

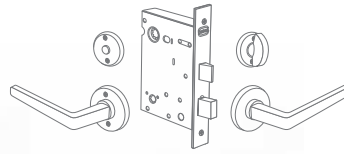

Passage (PA)
Privacy (PR)
Single Dummy (SD)

| US26 | US26D | US10B | US14 | US15 |
|------|-------|-------|--------------|--------------|
| | | | | |
| | | | \$471 | \$527 |
| | | | 571 | 627 |
| | | | 123 | 145 |

Suggested retail prices effective January 1, 2025.

Interior Mortise Locks

381S50



Exterior with lever high shown

381S50
Sectional
Roses
with Lever

Function

Passage (PA)
Privacy (PR)
Single Dummy (SD)

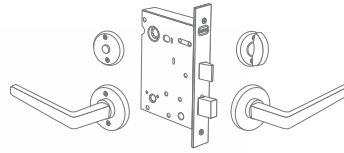
US3A
US4
US26
US26D

\$450
550
113

US10B
US14
US15

\$490
590
125

943M



Interior with lever low shown

943M
Sectional
Roses
with Lever

Function

Passage (PA)
Privacy (PR)
Single Dummy (SD)

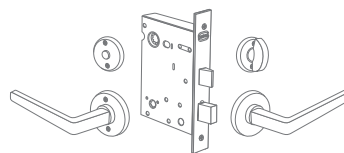
US26
US26D

\$393
463
84

US10B
US14
US15

\$429
499
107

513ED50



Exterior with knob high shown

513ED50
Sectional
Roses
with Knob

Function

Passage (PA)
Privacy (PR)
Single Dummy (SD)

US3
US4
US3A
US5
US26

\$456
526
146

US10B
US14
US15

\$456
526
146

Suggested retail prices effective January 1, 2025.

Mortise Deadlocks

O41



Description

041/N Standard Cyl. x T/P
 041/NAC Double Cylinder

US3
 US26
 US26D

\$317
344

US10B
 US15
 SB

\$326
350

O41M



Description

041M/N Standard Cyl. x T/P
 041M/NAC Double Cylinder


US3
 US26
 US26D

\$317
344

US10B
 US14
 US15
 US32D

\$326
350

O41MS



Description

041MS/N Standard Cyl. x T/P
 041MS/NAC Double Cylinder

US26
 US26D

\$352
380

US10B
 US14
 US15
 US32D

\$364
399

Suggested retail prices effective January 1, 2025.

AUXILIARY DEADBOLTS

Solid Brass or Stainless Steel Trim



OMNIA's line of auxiliary deadbolt kits has many features which ensure a product of high security and style. The designs range from traditional to contemporary to ornate in a selection of finishes to coordinate with other OMNIA hardware offerings. Both the 1" deadbolt throw with sawproof inserts and the armored strike reinforcement with 3" wood screws provide optimal security.



The OMNIA COLDB, MODDB, TRADDB and D9000 Auxiliary Deadbolts are available as OMNIA

+ level smart locks. See page 67 for details.



Brass Auxiliary Deadbolts

ARCHDB



Description/Function

Arched "A"
2 3/4" h x 2 5/8" w
(covers 2 1/8" hole)

US3 US4 US10B
US14 US15
US26 TB
\$184

COLDB



Description/Function

Colonial "A"
2 1/2" dia.
(covers 2 1/8" hole)

US3 US3A US4
US5 US5A US10B
US14 US15
US26 SB TB
\$184

L.COLDBA*

With Invisible Smart Technology

\$569

+ SMART MODEL
PAGE 67

*Does not come in US5, SB, or TB finishes.

MODDB



Description/Function

Modern "A"
2 5/8" dia.
(covers 2 1/8" hole)

US3 US4 US10B
US14 US15
US26 US26D
\$184

L.MODDBA*

With Invisible Smart Technology

\$569

+ SMART MODEL
PAGE 67

*Does not come in TB finish.

RECTDB



Description/Function

Rectangular "A"
2 5/8" square
(covers 2 1/8" hole)

US3 US4 US10B
US14 US15
US26 US26D TB
\$184

Suggested retail prices effective January 1, 2025.

Brass Auxiliary Deadbolts

SQRDB



Description/Function

Square "A"
2⁵/₈" square
(covers 2¹/₈" hole)

US3 US4 US10B
US14 US15
US26 US26D

\$184

TRADDB



Description/Function

Traditional "A"
2⁵/₈" dia.
(covers 2¹/₈" hole)

US3 US4 US10B
US14 US15
US26 TB

\$184

L.TRADDBA*

With Invisible Smart Technology

\$569

+ SMART MODEL
PAGE 67

*Does not come in TB finish.

FLORDB



Description/Function

Floral "A"
2¹/₁₆" dia.
(covers 2¹/₈" hole)

BAS BPS
D
ETR

\$355 \$368

CLASSICO

REEDDB



Description/Function

Reeded "A"
2¹/₁₆" dia.
(covers 2¹/₈" hole)

BAS BPS
D
ETR


\$355 \$368

CLASSICO

Suggested retail prices effective January 1, 2025.

Stainless Steel Auxiliary Deadbolts

D9000



| Description/Function | US32D | PBL PDB PSG PTT |
|---|--------------|--------------------|
| D9000A 2 1/2" dia. (covers 2 1/8" hole) "A"- Cylinder x Thumbturn | \$251 | \$339 |

| | | |
|--|--------------|--|
| D9000AC 2 1/2" dia. (covers 2 1/8" hole) "AC"- Cylinder x Cylinder | \$258 | |
|--|--------------|--|

| | | |
|---|--------------|--------------|
| L.D9000A With Invisible Smart Technology | \$651 | \$781 |
|---|--------------|--------------|

+ SMART MODEL
PAGE 67



D9000S



| Description/Function | US32D | PBL PDB PSG PTT |
|---|--------------|--------------------|
| D9000SA 2 5/16" square (covers 2 1/8" hole) "A"- Cylinder x Thumbturn | \$310 | \$406 |

| | | |
|--|--------------|--|
| D9000SAC 2 5/16" square (covers 2 1/8" hole) "AC"- Cylinder x Cylinder | \$317 | |
|--|--------------|--|



D9002



| Description/Function | US32D |
|---|--------------|
| D9002A 2" dia. (will NOT cover 2 1/8" hole) "A"- Cylinder x Thumbturn | \$251 |

| | |
|--|--------------|
| D9002AC 2" dia. (will NOT cover 2 1/8" hole) "AC"- Cylinder x Cylinder | \$258 |
|--|--------------|

Suggested retail prices effective January 1, 2025.

MORTISE & DEADBOLT LOCKSETS

Solid Brass or Stainless Steel Trim

OMNIA's locksets with solid brass or stainless steel trim are the locks of choice for optimal security and stunning design. An extensive range of knob and lever styles are available with either mortise or tubular deadbolt lock options.

Built to withstand heavy use, our commercial grade, UL listed, fire rated, mortise locks are precision engineered for security and durability. Available with two backset options (2 1/2" and 2 3/4"), all of our mortise locks are designed for use with heavyweight knobs or levers, with special springing provided on lever sets.

OMNIA's line of deadbolt locksets provide the ease of installation, while maintaining the stylish look of a mortise lockset.

Unique to all OMNIA deadbolt locksets is the sleek, flush-mounted cylinder design which not only enhances their appearance but provides excellent protection against tampering with the cylinder mechanism. Available with two backset options (2 3/8" and 2 3/4").




All OMNIA Deadbolt Locksets are available as OMNIA + level smart locks, except for items D24570, D25430, D25508 and D25748. See page 68.



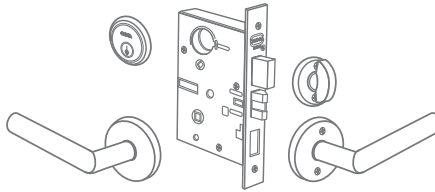
Made in U.S.A.

Lockset Options


Mortise with Plate Trim



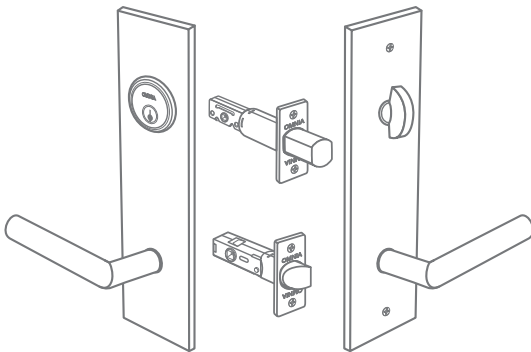
Mortise with Round Rose Trim




Mortise with Square Rose Trim



Latch by Deadbolt Plate Trim



Level Smart Lock, Latch by Deadbolt Plate Trim



Additional Mortise Rose Options

M53/53



2 1/4" Diameter
5/16" Projection

M54/54



2 1/4" Diameter
5/16" Projection



Products in this section with this red symbol are available in our new smart lock technology powered by  level.

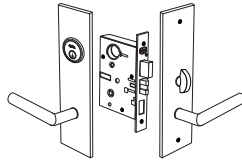
Suggested retail prices effective January 1, 2025.

MODERN



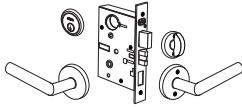
4036

8 1/4" Overall Length
2" Width
2 1/2" Projection



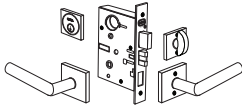
4036
Mortise
Lockset
Lever with
Plates

| Function | US3 | US26 | US26D | US10B | US14 | US15 |
|---------------------------------|-----|--------------|-------|-------|--------------|------|
| Standard (A) | | \$694 | | | \$750 | |
| Double Cylinder (AC) | | 694 | | | 750 | |
| Panic – Proof (F) | | 694 | | | 750 | |
| Storeroom (EW) or Classroom (J) | | 694 | | | 750 | |
| Passage (N) | | 593 | | | 643 | |
| Privacy (L) | | 632 | | | 689 | |
| Pair Dummy (PD) | | 305 | | | 355 | |



2036
Mortise
Lockset
Sectional
Roses
(Round)
with Lever

| Function | US3 | US26 | US26D | US10B | US14 | US15 |
|---------------------------------|-----|--------------|-------|-------|--------------|------|
| Standard (A) | | \$629 | | | \$674 | |
| Double Cylinder (AC) | | 629 | | | 674 | |
| Panic – Proof (F) | | 629 | | | 674 | |
| Storeroom (EW) or Classroom (J) | | 629 | | | 674 | |
| Passage (N) | | 490 | | | 509 | |
| Privacy (L) | | 558 | | | 601 | |
| Pair Dummy (PD) | | 172 | | | 178 | |



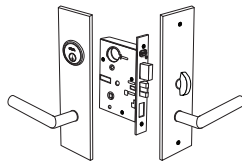
2036S
Mortise
Lockset
Sectional
Roses
(Square)
with Lever

| Function | US3 | US26 | US26D | US10B | US14 | US15 |
|---------------------------------|-----|--------------|-------|-------|--------------|------|
| Standard (A) | | \$669 | | | \$719 | |
| Double Cylinder (AC) | | 669 | | | 719 | |
| Panic – Proof (F) | | 669 | | | 719 | |
| Storeroom (EW) or Classroom (J) | | 669 | | | 719 | |
| Passage (N) | | 522 | | | 560 | |
| Privacy (L) | | 601 | | | 646 | |
| Pair Dummy (PD) | | 210 | | | 246 | |



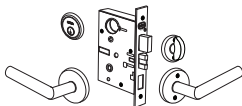
4368

8 1/4" Overall Length
2" Width
2 1/2" Projection



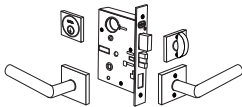
4368
Mortise
Lockset
Lever with
Plates

| Function | US3 | US26 | US26D | US10B | US14 | US15 |
|---------------------------------|-----|--------------|-------|-------|--------------|------|
| Standard (A) | | \$694 | | | \$750 | |
| Double Cylinder (AC) | | 694 | | | 750 | |
| Panic – Proof (F) | | 694 | | | 750 | |
| Storeroom (EW) or Classroom (J) | | 694 | | | 750 | |
| Passage (N) | | 593 | | | 643 | |
| Privacy (L) | | 632 | | | 689 | |
| Pair Dummy (PD) | | 305 | | | 355 | |



2368
Mortise
Lockset
Sectional
Roses
(Round)
with Lever

| Function | US3 | US26 | US26D | US10B | US14 | US15 |
|---------------------------------|-----|--------------|-------|-------|--------------|------|
| Standard (A) | | \$629 | | | \$674 | |
| Double Cylinder (AC) | | 629 | | | 674 | |
| Panic – Proof (F) | | 629 | | | 674 | |
| Storeroom (EW) or Classroom (J) | | 629 | | | 674 | |
| Passage (N) | | 490 | | | 509 | |
| Privacy (L) | | 558 | | | 601 | |
| Pair Dummy (PD) | | 172 | | | 178 | |



2368S
Mortise
Lockset
Sectional
Roses
(Square)
with Lever

| Function | US3 | US26 | US26D | US10B | US14 | US15 |
|---------------------------------|-----|--------------|-------|-------|--------------|------|
| Standard (A) | | \$669 | | | \$719 | |
| Double Cylinder (AC) | | 669 | | | 719 | |
| Panic – Proof (F) | | 669 | | | 719 | |
| Storeroom (EW) or Classroom (J) | | 669 | | | 719 | |
| Passage (N) | | 522 | | | 560 | |
| Privacy (L) | | 601 | | | 646 | |
| Pair Dummy (PD) | | 210 | | | 246 | |

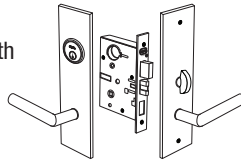
Suggested retail prices effective January 1, 2025.

MODERN




12036

10 9/16" Overall Length
2 3/8" Width
2 1/2" Projection



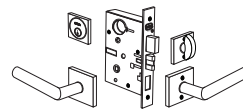
12036
Mortise
Lockset
Lever with
Plates

| Function | US3 | US26 | US26D | US10B | US14 | US15 |
|---------------------------------|-----|--------------|-------|-------|--------------|------|
| Standard (A) | | \$694 | | | \$750 | |
| Double Cylinder (AC) | | 694 | | | 750 | |
| Panic – Proof (F) | | 694 | | | 750 | |
| Storeroom (EW) or Classroom (J) | | 694 | | | 750 | |
| Passage (N) | | 593 | | | 643 | |
| Privacy (L) | | 632 | | | 689 | |
| Pair Dummy (PD) | | 305 | | | 355 | |



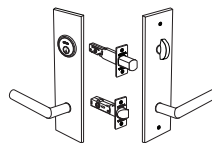
2036
Mortise
Lockset
Sectional
Roses
(Round)
with Lever

| Function | US3 | US26 | US26D | US10B | US14 | US15 |
|---------------------------------|-----|--------------|-------|-------|--------------|------|
| Standard (A) | | \$629 | | | \$674 | |
| Double Cylinder (AC) | | 629 | | | 674 | |
| Panic – Proof (F) | | 629 | | | 674 | |
| Storeroom (EW) or Classroom (J) | | 629 | | | 674 | |
| Passage (N) | | 490 | | | 509 | |
| Privacy (L) | | 558 | | | 601 | |
| Pair Dummy (PD) | | 172 | | | 178 | |



2036S
Mortise
Lockset
Sectional
Roses
(Square)
with Lever

| Function | US3 | US26 | US26D | US10B | US14 | US15 |
|---------------------------------|-----|--------------|-------|-------|--------------|------|
| Standard (A) | | \$669 | | | \$719 | |
| Double Cylinder (AC) | | 669 | | | 719 | |
| Panic – Proof (F) | | 669 | | | 719 | |
| Storeroom (EW) or Classroom (J) | | 669 | | | 719 | |
| Passage (N) | | 522 | | | 560 | |
| Privacy (L) | | 601 | | | 646 | |
| Pair Dummy (PD) | | 210 | | | 246 | |



D12036
Deadbolt
Lockset
Lever
with Plates

| Function | US3 | US26 | US26D | US10B | US14 | US15 |
|-----------------|-----|--------------|-------|-------|--------------|------|
| Standard (A) | | \$482 | | | \$528 | |
| Pair Dummy (PD) | | 305 | | | 355 | |


+ SEE SMART MODEL PRICING PAGE 68

5 1/2" center to center



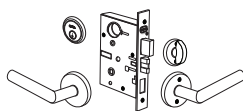
12042

10 9/16" Overall Length
2 3/8" Width
2 3/4" Projection



12042
Mortise
Lockset
Lever with
Plates


| Function | US3 | US26 | US26D | US10B | US14 | US15 |
|---------------------------------|-----|--------------|-------|-------|--------------|------|
| Standard (A) | | \$694 | | | \$750 | |
| Double Cylinder (AC) | | 694 | | | 750 | |
| Panic – Proof (F) | | 694 | | | 750 | |
| Storeroom (EW) or Classroom (J) | | 694 | | | 750 | |
| Passage (N) | | 593 | | | 643 | |
| Privacy (L) | | 632 | | | 689 | |
| Pair Dummy (PD) | | 305 | | | 355 | |



2042
Mortise
Lockset
Sectional
Roses
(Round)
with Lever

| Function | US3 | US26 | US26D | US10B | US14 | US15 |
|---------------------------------|-----|--------------|-------|-------|--------------|------|
| Standard (A) | | \$629 | | | \$674 | |
| Double Cylinder (AC) | | 629 | | | 674 | |
| Panic – Proof (F) | | 629 | | | 674 | |
| Storeroom (EW) or Classroom (J) | | 629 | | | 674 | |
| Passage (N) | | 490 | | | 509 | |
| Privacy (L) | | 558 | | | 601 | |
| Pair Dummy (PD) | | 172 | | | 178 | |

For Lever with Square Rose, add \$45.



D12042
Deadbolt
Lockset
Lever
with Plates

| Function | US3 | US26 | US26D | US10B | US14 | US15 |
|-----------------|-----|--------------|-------|-------|--------------|------|
| Standard (A) | | \$482 | | | \$528 | |
| Pair Dummy (PD) | | 305 | | | 355 | |

+ SEE SMART MODEL PRICING PAGE 68

5 1/2" center to center

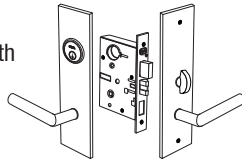
Suggested retail prices effective January 1, 2025.

MODERN



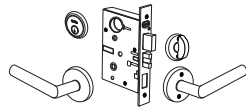
12171

10⁹/₁₆" Overall Length
2³/₈" Width
2¹/₂" Projection



12171
Mortise
Lockset
Lever with
Plates

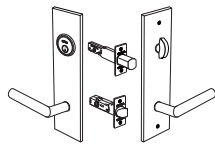
| Function | US26 | US26D | US10B | US14 | US15 |
|---------------------------------|------|--------------|-------|--------------|------|
| Standard (A) | | \$694 | | \$750 | |
| Double Cylinder (AC) | | 694 | | 750 | |
| Panic – Proof (F) | | 694 | | 750 | |
| Storeroom (EW) or Classroom (J) | | 694 | | 750 | |
| Passage (N) | | 593 | | 643 | |
| Privacy (L) | | 632 | | 689 | |
| Pair Dummy (PD) | | 305 | | 355 | |



2171
Mortise
Lockset
Sectional
Roses
(Round)
with Lever

| Function | US26 | US26D | US10B | US14 | US15 |
|---------------------------------|------|--------------|-------|--------------|------|
| Standard (A) | | \$629 | | \$674 | |
| Double Cylinder (AC) | | 629 | | 674 | |
| Panic – Proof (F) | | 629 | | 674 | |
| Storeroom (EW) or Classroom (J) | | 629 | | 674 | |
| Passage (N) | | 490 | | 509 | |
| Privacy (L) | | 558 | | 601 | |
| Pair Dummy (PD) | | 172 | | 178 | |

For Lever with Square Rose, add \$45.



D12171
Deadbolt
Lockset
Lever
with Plates

| Function | US26 | US26D | US10B | US14 | US15 |
|-----------------|------|--------------|-------|--------------|------|
| Standard (A) | | \$482 | | \$528 | |
| Pair Dummy (PD) | | 305 | | 355 | |

+ SEE SMART MODEL PRICING PAGE 68

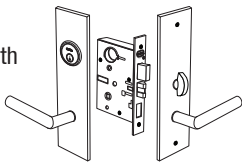
5¹/₂" center to center



12198

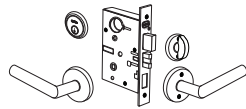
10⁹/₁₆" Overall Length
2³/₈" Width
3¹/₄" Projection

2³/₈" (60 mm)
dia. knob



12198
Mortise
Lockset
Knob with
Plates


| Function | US26 | US26D | US10B | US14 | US15 |
|---------------------------------|------|--------------|-------|--------------|------|
| Standard (A) | | \$726 | | \$780 | |
| Double Cylinder (AC) | | 726 | | 780 | |
| Panic – Proof (F) | | 726 | | 780 | |
| Storeroom (EW) or Classroom (J) | | 726 | | 780 | |
| Passage (N) | | 625 | | 673 | |
| Privacy (L) | | 667 | | 719 | |
| Pair Dummy (PD) | | 337 | | 385 | |



2198
Mortise
Lockset
Sectional
Roses
(Round)
with Knob

| Function | US26 | US26D | US10B | US14 | US15 |
|---------------------------------|------|--------------|-------|--------------|------|
| Standard (A) | | \$661 | | \$704 | |
| Double Cylinder (AC) | | 661 | | 704 | |
| Panic – Proof (F) | | 661 | | 704 | |
| Storeroom (EW) or Classroom (J) | | 661 | | 704 | |
| Passage (N) | | 522 | | 555 | |
| Privacy (L) | | 590 | | 604 | |
| Pair Dummy (PD) | | 192 | | 228 | |

For Knob with Square Rose, add \$45.



D12198
Deadbolt
Lockset
Knob
with Plates

| Function | US26 | US26D | US10B | US14 | US15 |
|-----------------|------|--------------|-------|--------------|------|
| Standard (A) | | \$514 | | \$574 | |
| Pair Dummy (PD) | | 351 | | 398 | |

+ SEE SMART MODEL PRICING PAGE 68

5¹/₂" center to center

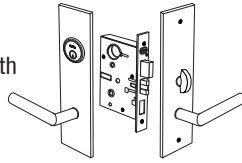
Suggested retail prices effective January 1, 2025.

MODERN



12237

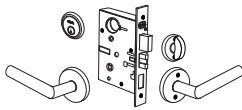
10⁹/₁₆" Overall Length
2³/₈" Width
2¹/₂" Projection



12237

Mortise Lockset Lever with Plates

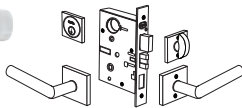
| Function | US26 | US26D | US10B | US14 | US15 |
|---------------------------------|------|--------------|-------|--------------|------|
| Standard (A) | | \$694 | | \$750 | |
| Double Cylinder (AC) | | 694 | | 750 | |
| Panic – Proof (F) | | 694 | | 750 | |
| Storeroom (EW) or Classroom (J) | | 694 | | 750 | |
| Passage (N) | | 593 | | 643 | |
| Privacy (L) | | 632 | | 689 | |
| Pair Dummy (PD) | | 305 | | 355 | |



2237

Mortise Lockset Sectional Roses (Round) with Lever

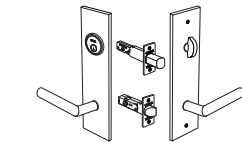
| Function | US26 | US26D | US10B | US14 | US15 |
|---------------------------------|------|--------------|-------|--------------|------|
| Standard (A) | | \$629 | | \$674 | |
| Double Cylinder (AC) | | 629 | | 674 | |
| Panic – Proof (F) | | 629 | | 674 | |
| Storeroom (EW) or Classroom (J) | | 629 | | 674 | |
| Passage (N) | | 490 | | 509 | |
| Privacy (L) | | 558 | | 601 | |
| Pair Dummy (PD) | | 172 | | 178 | |



2237S

Mortise Lockset Sectional Roses (Square) with Lever

| Function | US26 | US26D | US10B | US14 | US15 |
|---------------------------------|------|--------------|-------|--------------|------|
| Standard (A) | | \$669 | | \$719 | |
| Double Cylinder (AC) | | 669 | | 719 | |
| Panic – Proof (F) | | 669 | | 719 | |
| Storeroom (EW) or Classroom (J) | | 669 | | 719 | |
| Passage (N) | | 522 | | 560 | |
| Privacy (L) | | 601 | | 646 | |
| Pair Dummy (PD) | | 210 | | 246 | |



D12237

Deadbolt Lockset Lever with Plates


| Function | US26 | US26D | US10B | US14 | US15 |
|-----------------|------|--------------|-------|--------------|------|
| Standard (A) | | \$482 | | \$528 | |
| Pair Dummy (PD) | | 305 | | 355 | |

+ SEE SMART MODEL PRICING PAGE 68

5¹/₂" center to center

12364

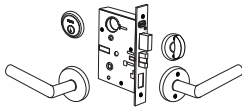
10⁹/₁₆" Overall Length
2³/₈" Width
2¹/₂" Projection



12364

Mortise Lockset Lever with Plates

| Function | US26 | US26D | US10B | US14 | US15 |
|---------------------------------|------|--------------|-------|--------------|------|
| Standard (A) | | \$694 | | \$750 | |
| Double Cylinder (AC) | | 694 | | 750 | |
| Panic – Proof (F) | | 694 | | 750 | |
| Storeroom (EW) or Classroom (J) | | 694 | | 750 | |
| Passage (N) | | 593 | | 643 | |
| Privacy (L) | | 632 | | 689 | |
| Pair Dummy (PD) | | 305 | | 355 | |

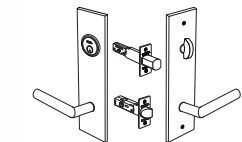


2364

Mortise Lockset Sectional Roses (Round) with Lever

| Function | US26 | US26D | US10B | US14 | US15 |
|---------------------------------|------|--------------|-------|--------------|------|
| Standard (A) | | \$629 | | \$674 | |
| Double Cylinder (AC) | | 629 | | 674 | |
| Panic – Proof (F) | | 629 | | 674 | |
| Storeroom (EW) or Classroom (J) | | 629 | | 674 | |
| Passage (N) | | 490 | | 509 | |
| Privacy (L) | | 558 | | 601 | |
| Pair Dummy (PD) | | 172 | | 178 | |

For Lever with Square Rose, add \$45.



D12364

Deadbolt Lockset Lever with Plates

| Function | US26 | US26D | US10B | US14 | US15 |
|-----------------|------|--------------|-------|--------------|------|
| Standard (A) | | \$482 | | \$528 | |
| Pair Dummy (PD) | | 305 | | 355 | |

+ SEE SMART MODEL PRICING PAGE 68

5¹/₂" center to center

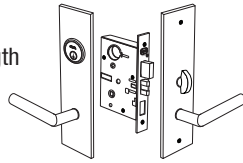
Suggested retail prices effective January 1, 2025.

MODERN



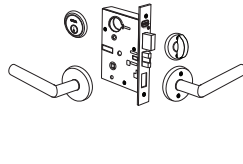
12368

10⁹/₁₆" Overall Length
2³/₈" Width
2¹/₂" Projection



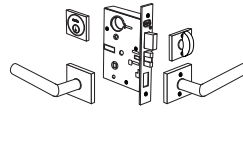
12368
Mortise
Lockset
Lever with
Plates

| Function | US3 | US26 | US26D | US10B | US14 | US15 |
|---------------------------------|-----|--------------|-------|-------|--------------|------|
| Standard (A) | | \$694 | | | \$750 | |
| Double Cylinder (AC) | | 694 | | | 750 | |
| Panic – Proof (F) | | 694 | | | 750 | |
| Storeroom (EW) or Classroom (J) | | 694 | | | 750 | |
| Passage (N) | | 593 | | | 643 | |
| Privacy (L) | | 632 | | | 689 | |
| Pair Dummy (PD) | | 305 | | | 355 | |



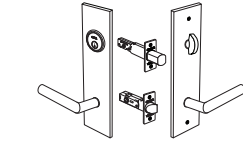
2368
Mortise
Lockset
Sectional
Roses
(Round)
with Lever

| Function | US3 | US26 | US26D | US10B | US14 | US15 |
|---------------------------------|-----|--------------|-------|-------|--------------|------|
| Standard (A) | | \$629 | | | \$674 | |
| Double Cylinder (AC) | | 629 | | | 674 | |
| Panic – Proof (F) | | 629 | | | 674 | |
| Storeroom (EW) or Classroom (J) | | 629 | | | 674 | |
| Passage (N) | | 490 | | | 509 | |
| Privacy (L) | | 558 | | | 601 | |
| Pair Dummy (PD) | | 172 | | | 178 | |



2368S
Mortise
Lockset
Sectional
Roses
(Square)
with Lever

| Function | US3 | US26 | US26D | US10B | US14 | US15 |
|---------------------------------|-----|--------------|-------|-------|--------------|------|
| Standard (A) | | \$669 | | | \$719 | |
| Double Cylinder (AC) | | 669 | | | 719 | |
| Panic – Proof (F) | | 669 | | | 719 | |
| Storeroom (EW) or Classroom (J) | | 669 | | | 719 | |
| Passage (N) | | 522 | | | 560 | |
| Privacy (L) | | 601 | | | 646 | |
| Pair Dummy (PD) | | 210 | | | 246 | |



D12368
Deadbolt
Lockset
Lever
with Plates

| Function | US3 | US26 | US26D | US10B | US14 | US15 |
|-----------------|-----|--------------|-------|-------|--------------|------|
| Standard (A) | | \$482 | | | \$528 | |
| Pair Dummy (PD) | | 305 | | | 355 | |


+ SEE SMART MODEL PRICING PAGE 68

5¹/₂" center to center



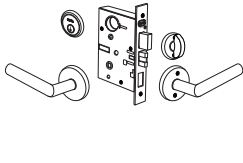
12369

10⁹/₁₆" Overall Length
2³/₈" Width
2¹/₂" Projection



12369
Mortise
Lockset
Lever with
Plates

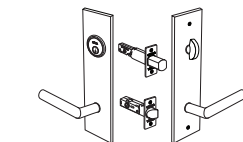
| Function | US3A US26 | US4 US26D | US10B | US14 US15 |
|---------------------------------|--------------|--------------|-------|--------------|
| Standard (A) | | \$720 | | \$780 |
| Double Cylinder (AC) | | 720 | | 780 |
| Panic – Proof (F) | | 720 | | 780 |
| Storeroom (EW) or Classroom (J) | | 720 | | 780 |
| Passage (N) | | 619 | | 673 |
| Privacy (L) | | 661 | | 719 |
| Pair Dummy (PD) | | 331 | | 385 |



2369
Mortise
Lockset
Sectional
Roses
(Round)
with Lever

| Function | US3A US26 | US4 US26D | US10B | US14 US15 |
|---------------------------------|--------------|--------------|-------|--------------|
| Standard (A) | | \$715 | | \$749 |
| Double Cylinder (AC) | | 715 | | 749 |
| Panic – Proof (F) | | 715 | | 749 |
| Storeroom (EW) or Classroom (J) | | 715 | | 749 |
| Passage (N) | | 548 | | 590 |
| Privacy (L) | | 627 | | 676 |
| Pair Dummy (PD) | | 196 | | 234 |

For Lever with Square Rose, add \$45.



D12369
Deadbolt
Lockset
Lever
with Plates

| Function | US3A US26 | US4 US26D | US10B | US14 US15 |
|-----------------|--------------|--------------|-------|--------------|
| Standard (A) | | \$508 | | \$574 |
| Pair Dummy (PD) | | 345 | | 398 |

+ SEE SMART MODEL PRICING PAGE 68

5¹/₂" center to center

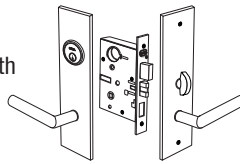
Suggested retail prices effective January 1, 2025.

MODERN



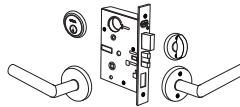
12914

10 1/16" Overall Length
2 3/8" Width
2 1/2" Projection



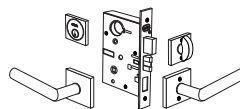
12914
Mortise
Lockset
Lever with
Plates

| Function | US26 | US26D | US10B | US14 | US15 |
|---------------------------------|------|--------------|-------|--------------|------|
| Standard (A) | | \$752 | | \$816 | |
| Double Cylinder (AC) | | 752 | | 816 | |
| Panic – Proof (F) | | 752 | | 816 | |
| Storeroom (EW) or Classroom (J) | | 752 | | 816 | |
| Passage (N) | | 651 | | 709 | |
| Privacy (L) | | 693 | | 755 | |
| Pair Dummy (PD) | | 363 | | 421 | |



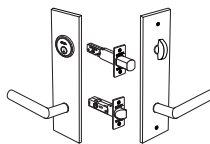
2914
Mortise
Lockset
Sectional
Roses
(Round)
with Lever

| Function | US26 | US26D | US10B | US14 | US15 |
|---------------------------------|------|--------------|-------|--------------|------|
| Standard (A) | | \$687 | | \$740 | |
| Double Cylinder (AC) | | 687 | | 740 | |
| Panic – Proof (F) | | 687 | | 740 | |
| Storeroom (EW) or Classroom (J) | | 687 | | 740 | |
| Passage (N) | | 548 | | 591 | |
| Privacy (L) | | 616 | | 667 | |
| Pair Dummy (PD) | | 220 | | 272 | |



2914S
Mortise
Lockset
Sectional
Roses
(Square)
with Lever

| Function | US26 | US26D | US10B | US14 | US15 |
|---------------------------------|------|--------------|-------|--------------|------|
| Standard (A) | | \$727 | | \$785 | |
| Double Cylinder (AC) | | 727 | | 785 | |
| Panic – Proof (F) | | 727 | | 785 | |
| Storeroom (EW) or Classroom (J) | | 727 | | 785 | |
| Passage (N) | | 580 | | 626 | |
| Privacy (L) | | 683 | | 712 | |
| Pair Dummy (PD) | | 246 | | 290 | |



D12914
Deadbolt
Lockset
Lever
with Plates

| Function | US26 | US26D | US10B | US14 | US15 |
|-----------------|------|------------|-------|--------------|------|
| Standard (A) | | 540 | | \$610 | |
| Pair Dummy (PD) | | 377 | | 434 | |

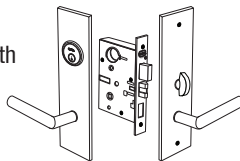
+ SEE SMART MODEL PRICING PAGE 68

5 1/2" center to center



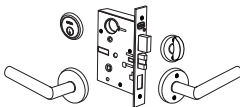
12923

10 1/16" Overall Length
2 3/8" Width
2 1/2" Projection



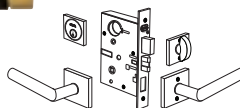
12923
Mortise
Lockset
Lever with
Plates

| Function | US3A US26 | US4 US26D | US10B 14-BN | US15 4-10B |
|---------------------------------|--------------|--------------|----------------|---------------|
| Standard (A) | | \$798 | | \$838 |
| Double Cylinder (AC) | | 798 | | 838 |
| Panic – Proof (F) | | 798 | | 838 |
| Storeroom (EW) or Classroom (J) | | 798 | | 838 |
| Passage (N) | | 697 | | 731 |
| Privacy (L) | | 739 | | 777 |
| Pair Dummy (PD) | | 409 | | 443 |



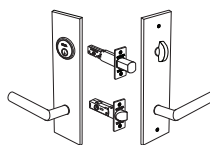
2923
Mortise
Lockset
Sectional
Roses
(Round)
with Lever

| Function | US3A US26 | US4 US26D | US10B 14-BN | US15 4-10B |
|---------------------------------|--------------|--------------|----------------|---------------|
| Standard (A) | | \$733 | | \$762 |
| Double Cylinder (AC) | | 733 | | 762 |
| Panic – Proof (F) | | 733 | | 762 |
| Storeroom (EW) or Classroom (J) | | 733 | | 762 |
| Passage (N) | | 597 | | 613 |
| Privacy (L) | | 662 | | 689 |
| Pair Dummy (PD) | | 254 | | 306 |



2923S
Mortise
Lockset
Sectional
Roses
(Square)
with Lever

| Function | US3A US26 | US4 US26D | US10B 14-BN | US15 4-10B |
|---------------------------------|--------------|--------------|----------------|---------------|
| Standard (A) | | \$773 | | \$807 |
| Double Cylinder (AC) | | 773 | | 807 |
| Panic – Proof (F) | | 773 | | 807 |
| Storeroom (EW) or Classroom (J) | | 773 | | 807 |
| Passage (N) | | 626 | | 648 |
| Privacy (L) | | 705 | | 734 |
| Pair Dummy (PD) | | 286 | | 332 |



D12923
Deadbolt
Lockset
Lever
with Plates

| Function | US3A US26 | US4 US26D | US10B 14-BN | US15 4-10B |
|-----------------|--------------|--------------|----------------|---------------|
| Standard (A) | | \$586 | | \$632 |
| Pair Dummy (PD) | | 423 | | 456 |


+ SEE SMART MODEL PRICING PAGE 68

5 1/2" center to center

Suggested retail prices effective January 1, 2025.



14-BN



4-10B

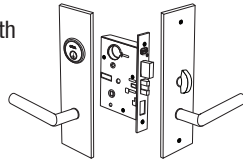
12923 is also available in these split finishes, where BN and 10B are the barrel finish colors.

MODERN



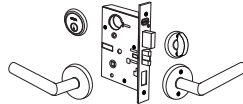
12943

10⁹/₁₆" Overall Length
2³/₈" Width
2⁵/₈" Projection



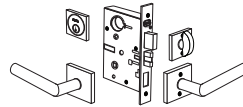
12943
Mortise
Lockset
Lever with
Plates

| Function | US3 | US4 | US10B | |
|---------------------------------|-------|-------|-------|------|
| | US26 | US26D | US14 | US15 |
| Standard (A) | \$698 | | \$758 | |
| Double Cylinder (AC) | 698 | | 758 | |
| Panic – Proof (F) | 698 | | 758 | |
| Storeroom (EW) or Classroom (J) | 698 | | 758 | |
| Passage (N) | 597 | | 651 | |
| Privacy (L) | 639 | | 697 | |
| Pair Dummy (PD) | 309 | | 363 | |



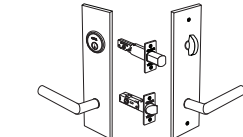
2943
Mortise
Lockset
Sectional
Roses
(Round)
with Lever

| Function | US3 | US4 | US10B | |
|---------------------------------|-------|-------|-------|-------|
| | US26 | US26D | US14 | US155 |
| Standard (A) | \$633 | | \$682 | |
| Double Cylinder (AC) | 633 | | 682 | |
| Panic – Proof (F) | 633 | | 682 | |
| Storeroom (EW) or Classroom (J) | 633 | | 682 | |
| Passage (N) | 494 | | 533 | |
| Privacy (L) | 562 | | 609 | |
| Pair Dummy (PD) | 168 | | 219 | |



2943S
Mortise
Lockset
Sectional
Roses
(Square)
with Lever

| Function | US3 | US4 | US10B | |
|---------------------------------|-------|-------|-------|-------|
| | US26 | US26D | US14 | US155 |
| Standard (A) | \$673 | | \$727 | |
| Double Cylinder (AC) | 673 | | 727 | |
| Panic – Proof (F) | 673 | | 727 | |
| Storeroom (EW) or Classroom (J) | 673 | | 727 | |
| Passage (N) | 526 | | 568 | |
| Privacy (L) | 605 | | 654 | |
| Pair Dummy (PD) | 196 | | 256 | |



D12943
Deadbolt
Lockset
Lever
with Plates

| Function | US3 | US4 | US10B | |
|-----------------|-------|-------|-------|-------|
| | US26 | US26D | US14 | US155 |
| Standard (A) | \$486 | | \$552 | |
| Pair Dummy (PD) | 323 | | 376 | |

+ SEE SMART MODEL PAGE 68

5 1/2" center to center


Suggested retail prices effective January 1, 2025.

STAINLESS STEEL




12012

10 9/16" Overall Length
2 1/2" Width
3" Projection



12012
Mortise
Lockset
Lever with
Plates

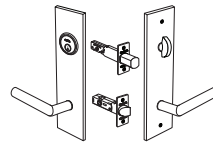
| Function | US32D | PBL PDB PSG PTT |
|---------------------------------|-------|--------------------|
| Standard (A) | \$619 | \$836 |
| Double Cylinder (AC) | 619 | 836 |
| Panic – Proof (F) | 619 | 836 |
| Storeroom (EW) or Classroom (J) | 619 | 836 |
| Passage (N) | 498 | 762 |
| Privacy (L) | 531 | 795 |
| Pair Dummy (PD) | 203 | 297 |



2012
Mortise
Lockset
Sectional
Roses
(Round)
with Lever

| Function | US32D |
|---------------------------------|-------|
| Standard (A) | \$590 |
| Double Cylinder (AC) | 590 |
| Panic – Proof (F) | 590 |
| Storeroom (EW) or Classroom (J) | 590 |
| Passage (N) | 411 |
| Privacy (L) | 533 |
| Pair Dummy (PD) | 90 |

For Lever with Square Rose, add \$44.



D12012
Deadbolt
Lockset
Lever
with Plates

| Function | US32D |
|-----------------|-------|
| Standard (A) | \$421 |
| Pair Dummy (PD) | 203 |

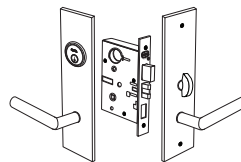
+ SEE SMART MODEL PAGE 68

5 1/2" center to center




12022

10 9/16" Overall Length
2 1/2" Width
2 7/8" Projection



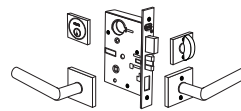
12022
Mortise
Lockset
Lever with
Plates

| Function | US32D | PBL PDB PSG PTT |
|---------------------------------|-------|--------------------|
| Standard (A) | \$649 | \$876 |
| Double Cylinder (AC) | 649 | 876 |
| Panic – Proof (F) | 649 | 876 |
| Storeroom (EW) or Classroom (J) | 649 | 876 |
| Passage (N) | 528 | 792 |
| Privacy (L) | 561 | 825 |
| Pair Dummy (PD) | 229 | 319 |



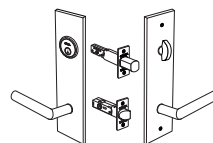
2022
Mortise
Lockset
Sectional
Roses
(Round)
with Lever

| Function | US32D |
|---------------------------------|-------|
| Standard (A) | \$621 |
| Double Cylinder (AC) | 621 |
| Panic – Proof (F) | 621 |
| Storeroom (EW) or Classroom (J) | 621 |
| Passage (N) | 442 |
| Privacy (L) | 564 |
| Pair Dummy (PD) | 126 |



2022S
Mortise
Lockset
Sectional
Roses
(Square)
with Lever

| Function | US32D |
|---------------------------------|-------|
| Standard (A) | \$649 |
| Double Cylinder (AC) | 649 |
| Panic – Proof (F) | 649 |
| Storeroom (EW) or Classroom (J) | 649 |
| Passage (N) | 461 |
| Privacy (L) | 582 |
| Pair Dummy (PD) | 159 |



D12022
Deadbolt
Lockset
Lever
with Plates

| Function | US32D |
|-----------------|-------|
| Standard (A) | \$451 |
| Pair Dummy (PD) | 228 |

+ SEE SMART MODEL PRICING PAGE 68

5 1/2" center to center



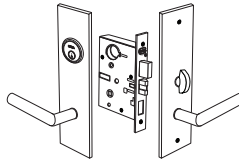
Suggested retail prices effective January 1, 2025.

STAINLESS STEEL



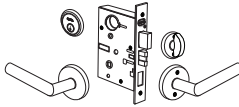
12023

10⁹/₁₆" Overall Length
2¹/₂" Width
2⁵/₈" Projection



12023
Mortise
Lockset
Lever with
Plates

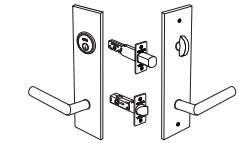
| Function | US32D |
|---------------------------------|-------|
| Standard (A) | \$696 |
| Double Cylinder (AC) | 696 |
| Panic – Proof (F) | 696 |
| Storeroom (EW) or Classroom (J) | 696 |
| Passage (N) | 575 |
| Privacy (L) | 608 |
| Pair Dummy (PD) | 280 |



2023
Mortise
Lockset
Sectional
Roses
(Round)
with Lever

| Function | US32D |
|---------------------------------|-------|
| Standard (A) | \$667 |
| Double Cylinder (AC) | 667 |
| Panic – Proof (F) | 667 |
| Storeroom (EW) or Classroom (J) | 667 |
| Passage (N) | 448 |
| Privacy (L) | 610 |
| Pair Dummy (PD) | 176 |

For Lever with Square Rose, add \$44.



D12023
Deadbolt
Lockset
Lever
with Plates

| Function | US32D |
|-----------------|-------|
| Standard (A) | \$495 |
| Pair Dummy (PD) | 280 |


+ SEE SMART MODEL PRICING PAGE 68

5¹/₂" center to center



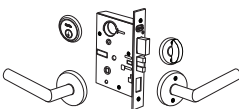
12025

10⁹/₁₆" Overall Length
2¹/₂" Width
2⁵/₈" Projection



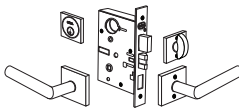
12025
Mortise
Lockset
Lever with
Plates

| Function | US32D | PBL PDB PSG PTT |
|---------------------------------|-------|--------------------|
| Standard (A) | \$718 | \$891 |
| Double Cylinder (AC) | 718 | 891 |
| Panic – Proof (F) | 718 | 891 |
| Storeroom (EW) or Classroom (J) | 718 | 891 |
| Passage (N) | 597 | 861 |
| Privacy (L) | 630 | 894 |
| Pair Dummy (PD) | 297 | 385 |



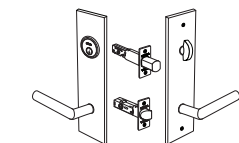
2025
Mortise
Lockset
Sectional
Roses
(Round)
with Lever

| Function | US32D |
|---------------------------------|-------|
| Standard (A) | \$689 |
| Double Cylinder (AC) | 689 |
| Panic – Proof (F) | 689 |
| Storeroom (EW) or Classroom (J) | 689 |
| Passage (N) | 510 |
| Privacy (L) | 632 |
| Pair Dummy (PD) | 174 |



2025S
Mortise
Lockset
Sectional
Roses
(Square)
with Lever

| Function | US32D |
|---------------------------------|-------|
| Standard (A) | \$718 |
| Double Cylinder (AC) | 718 |
| Panic – Proof (F) | 718 |
| Storeroom (EW) or Classroom (J) | 718 |
| Passage (N) | 527 |
| Privacy (L) | 651 |
| Pair Dummy (PD) | 207 |



D12025
Deadbolt
Lockset
Lever
with Plates

| Function | US32D |
|-----------------|-------|
| Standard (A) | \$515 |
| Pair Dummy (PD) | 297 |

+ SEE SMART MODEL PRICING PAGE 68

5¹/₂" center to center



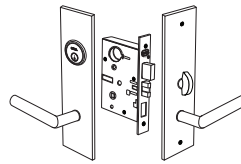
Suggested retail prices effective January 1, 2025.

STAINLESS STEEL




12032

10 9/16" Overall Length
2 1/2" Width
2 1/2" Projection

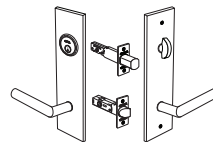


| Function | US32D |
|---------------------------------|-------|
| Standard (A) | \$689 |
| Double Cylinder (AC) | 689 |
| Panic – Proof (F) | 689 |
| Storeroom (EW) or Classroom (J) | 689 |
| Passage (N) | 568 |
| Privacy (L) | 601 |
| Pair Dummy (PD) | 269 |



| Function | US32D |
|---------------------------------|-------|
| Standard (A) | \$660 |
| Double Cylinder (AC) | 660 |
| Panic – Proof (F) | 660 |
| Storeroom (EW) or Classroom (J) | 660 |
| Passage (N) | 481 |
| Privacy (L) | 603 |
| Pair Dummy (PD) | 152 |

For Lever with Square Rose, add \$44.



| Function | US32D |
|-----------------|-------|
| Standard (A) | \$487 |
| Pair Dummy (PD) | 269 |


+ SEE SMART MODEL PRICING PAGE 68

5 1/2" center to center

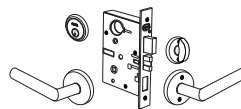


12043

10 9/16" Overall Length
2 1/2" Width
2 5/8" Projection

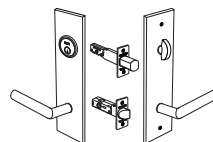


| Function | US32D | PBL PDB PSG PTT |
|---------------------------------|-------|--------------------|
| Standard (A) | \$718 | \$891 |
| Double Cylinder (AC) | 718 | 891 |
| Panic – Proof (F) | 718 | 891 |
| Storeroom (EW) or Classroom (J) | 718 | 891 |
| Passage (N) | 597 | 861 |
| Privacy (L) | 630 | 894 |
| Pair Dummy (PD) | 297 | 385 |



| Function | US32D |
|---------------------------------|-------|
| Standard (A) | \$689 |
| Double Cylinder (AC) | 689 |
| Panic – Proof (F) | 689 |
| Storeroom (EW) or Classroom (J) | 689 |
| Passage (N) | 510 |
| Privacy (L) | 632 |
| Pair Dummy (PD) | 180 |

For Lever with Square Rose, add \$44.



| Function | US32D |
|-----------------|-------|
| Standard (A) | \$515 |
| Pair Dummy (PD) | 297 |

+ SEE SMART MODEL PAGE 68

5 1/2" center to center



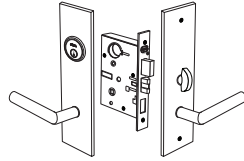
Suggested retail prices effective January 1, 2025.

TRADITIONS



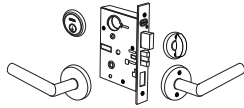
11055

10⁵/₈" Overall Length
2³/₈" Width
2¹/₂" Projection



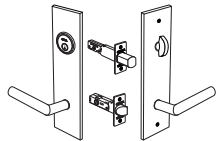
11055
Mortise
Lockset
Lever with
Plates

| Function | US3 US26 | US3A SB | US5A | US10B US14 | US15 |
|---------------------------------|-------------|--------------|------|---------------|------|
| Standard (A) | | \$754 | | \$808 | |
| Double Cylinder (AC) | | 754 | | 808 | |
| Panic – Proof (F) | | 754 | | 808 | |
| Storeroom (EW) or Classroom (J) | | 754 | | 808 | |
| Passage (N) | | 653 | | 701 | |
| Privacy (L) | | 695 | | 747 | |
| Pair Dummy (PD) | | 365 | | 413 | |



1055
Mortise
Lockset
Sectional
Roses
(Traditional)
with Lever

| Function | US3 US26 | US3A SB | US5A | US10B US14 | US15 |
|---------------------------------|-------------|--------------|------|---------------|------|
| Standard (A) | | \$689 | | \$732 | |
| Double Cylinder (AC) | | 689 | | 732 | |
| Panic – Proof (F) | | 689 | | 732 | |
| Storeroom (EW) or Classroom (J) | | 689 | | 732 | |
| Passage (N) | | 550 | | 583 | |
| Privacy (L) | | 618 | | 659 | |
| Pair Dummy (PD) | | 224 | | 270 | |



D11055
Deadbolt
Lockset
Lever
with Plates

| Function | US3 US26 | US3A SB | US5A | US10B US14 | US15 |
|-----------------|-------------|--------------|------|---------------|------|
| Standard (A) | | \$542 | | \$602 | |
| Pair Dummy (PD) | | 379 | | 42 | |


+ SEE SMART MODEL PRICING PAGE 68

5¹/₂" center to center



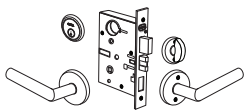
11432

10⁵/₈" Overall Length
2³/₈" Width
2⁷/₈" Projection



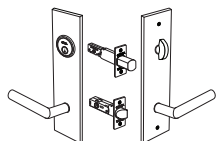
11432
Mortise
Lockset
Knob with
Plates

| Function | US3 US26 | US3A SB | US5A | US10B US14 | US15 |
|---------------------------------|-------------|--------------|------|---------------|------|
| Standard (A) | | \$706 | | \$760 | |
| Double Cylinder (AC) | | 706 | | 760 | |
| Panic – Proof (F) | | 706 | | 760 | |
| Storeroom (EW) or Classroom (J) | | 706 | | 760 | |
| Passage (N) | | 605 | | 653 | |
| Privacy (L) | | 647 | | 699 | |
| Pair Dummy (PD) | | 317 | | 365 | |



1432
Mortise
Lockset
Sectional
Roses
(Traditional)
with Knob

| Function | US3 US26 | US3A SB | US5A | US10B US14 | US15 |
|---------------------------------|-------------|--------------|------|---------------|------|
| Standard (A) | | \$641 | | \$684 | |
| Double Cylinder (AC) | | 641 | | 684 | |
| Panic – Proof (F) | | 641 | | 684 | |
| Storeroom (EW) or Classroom (J) | | 641 | | 684 | |
| Passage (N) | | 502 | | 535 | |
| Privacy (L) | | 570 | | 611 | |
| Pair Dummy (PD) | | 180 | | 226 | |



D11432
Deadbolt
Lockset
Knob
with Plates

| Function | US3 US26 | US3A SB | US5A | US10B US14 | US15 |
|-----------------|-------------|--------------|------|---------------|------|
| Standard (A) | | \$494 | | \$554 | |
| Pair Dummy (PD) | | 331 | | 378 | |

+ SEE SMART MODEL PRICING PAGE 68

5¹/₂" center to center

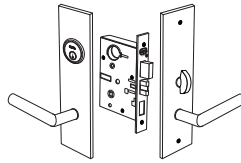
Suggested retail prices effective January 1, 2025.

TRADITIONS

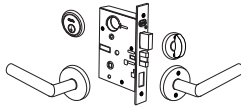


11442

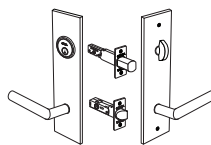
10 5/8" Overall Length
2 3/8" Width
2 1/2" Projection



| Function | US3 | US3A | US5A | US10B | |
|---|------|-------|--------------|-------|--------------|
| | US26 | US26D | SB | US14 | US15 |
| 11442 Standard (A) | | | \$692 | | \$740 |
| Mortise Double Cylinder (AC) | | | 692 | | 740 |
| Lockset Panic – Proof (F) | | | 692 | | 740 |
| Knob with Storeroom (EW) or Classroom (J) | | | 692 | | 740 |
| Plates Passage (N) | | | 591 | | 633 |
| Privacy (L) | | | 633 | | 679 |
| Pair Dummy (PD) | | | 303 | | 345 |



| Function | US3 | US3A | US5A | US10B | |
|---|------|-------|--------------|-------|--------------|
| | US26 | US26D | SB | US14 | US15 |
| 1442 Standard (A) | | | \$627 | | \$664 |
| Mortise Double Cylinder (AC) | | | 627 | | 664 |
| Lockset Panic – Proof (F) | | | 627 | | 664 |
| Sectional Storeroom (EW) or Classroom (J) | | | 627 | | 664 |
| Roses Passage (N) | | | 488 | | 515 |
| (Traditional) Privacy (L) | | | 556 | | 591 |
| with Knob Pair Dummy (PD) | | | 162 | | 206 |



| Function | US3 | US3A | US5A | US10B | |
|----------------------------|------|-------|--------------|-------|--------------|
| | US26 | US26D | SB | US14 | US15 |
| D11442 Standard (A) | | | \$480 | | \$534 |
| Deadbolt Pair Dummy (PD) | | | 317 | | 358 |

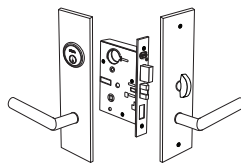
+ SEE SMART MODEL PRICING PAGE 68

5 1/2" center to center

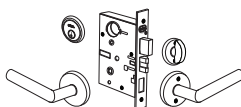


11752

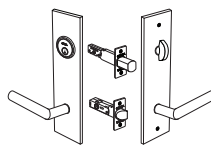
10 5/8" Overall Length
2 3/8" Width
2 5/8" Projection



| Function | US3 | US3A | US5A | US10B | |
|--|------|-------|--------------|-------|--------------|
| | US26 | US26D | SB | US14 | US15 |
| 11752 Standard (A) | | | \$668 | | \$718 |
| Mortise Double Cylinder (AC) | | | 668 | | 718 |
| Lockset Panic – Proof (F) | | | 668 | | 718 |
| Lever with Storeroom (EW) or Classroom (J) | | | 668 | | 718 |
| Plates Passage (N) | | | 567 | | 611 |
| Privacy (L) | | | 609 | | 657 |
| Pair Dummy (PD) | | | 279 | | 323 |



| Function | US3 | US3A | US5A | US10B | |
|---|------|-------|--------------|-------|--------------|
| | US26 | US26D | SB | US14 | US15 |
| 1752 Standard (A) | | | \$603 | | \$642 |
| Mortise Double Cylinder (AC) | | | 603 | | 642 |
| Lockset Panic – Proof (F) | | | 603 | | 642 |
| Sectional Storeroom (EW) or Classroom (J) | | | 603 | | 642 |
| Roses Passage (N) | | | 464 | | 493 |
| (Traditional) Privacy (L) | | | 532 | | 542 |
| with Lever Pair Dummy (PD) | | | 140 | | 184 |



| Function | US3 | US3A | US5A | US10B | |
|----------------------------|------|-------|--------------|-------|--------------|
| | US26 | US26D | SB | US14 | US15 |
| D11752 Standard (A) | | | \$456 | | \$512 |
| Deadbolt Pair Dummy (PD) | | | 293 | | 336 |

+ SEE SMART MODEL PAGE 68

5 1/2" center to center

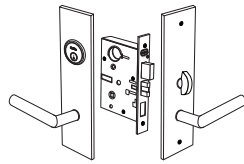
Suggested retail prices effective January 1, 2025.

TRADITIONS



11904


10 5/8" Overall Length
2 3/8" Width
2 5/8" Projection



11904

Mortise Lockset
Lever with Plates

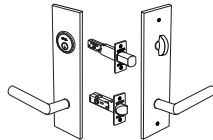
| Function | US3 US5A | US3A US26 | US10B US14 US15 |
|---------------------------------|-------------|--------------|--------------------|
| Standard (A) | | \$720 | \$778 |
| Double Cylinder (AC) | | 720 | 778 |
| Panic – Proof (F) | | 720 | 778 |
| Storeroom (EW) or Classroom (J) | | 720 | 778 |
| Passage (N) | | 619 | 671 |
| Privacy (L) | | 661 | 717 |
| Pair Dummy (PD) | | 331 | 383 |



1904

Mortise Lockset
Sectional
Roses
(Traditional)
with Lever

| Function | US3 US5A | US3A US26 | US10B US14 US15 |
|---------------------------------|-------------|--------------|--------------------|
| Standard (A) | | \$655 | \$702 |
| Double Cylinder (AC) | | 655 | 702 |
| Panic – Proof (F) | | 655 | 702 |
| Storeroom (EW) or Classroom (J) | | 655 | 702 |
| Passage (N) | | 516 | 553 |
| Privacy (L) | | 584 | 629 |
| Pair Dummy (PD) | | 196 | 304 |



D11904

Deadbolt Lockset
Lever
with Plates

| Function | US3 US5A | US3A US26 | US10B US14 US15 |
|-----------------|-------------|--------------|--------------------|
| Standard (A) | | \$508 | \$572 |
| Pair Dummy (PD) | | 345 | 396 |

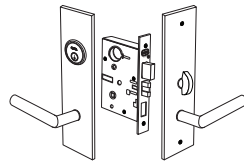
+ SEE SMART MODEL PRICING PAGE 68

5 1/2" center to center



24570

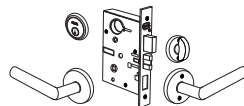
10 5/8" Overall Length
2 7/16" Width
2 1/2" Projection



24570

Mortise Lockset
Lever with Plates

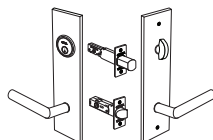
| Function | US3 US5A | US3A US26 SB | US10B US14 US15 |
|---------------------------------|-------------|-----------------|--------------------|
| Standard (A) | | \$783 | \$798 |
| Double Cylinder (AC) | | 783 | 798 |
| Panic – Proof (F) | | 783 | 798 |
| Storeroom (EW) or Classroom (J) | | 783 | 798 |
| Passage (N) | | 667 | 683 |
| Privacy (L) | | 688 | 704 |
| Pair Dummy (PD) | | 343 | 391 |



1570

Mortise Lockset
Sectional
Roses
(Traditional)
with Lever

| Function | US3 US5A | US3A US26 SB | US10B US14 US15 |
|---------------------------------|-------------|-----------------|--------------------|
| Standard (A) | | \$672 | \$710 |
| Double Cylinder (AC) | | 672 | 710 |
| Panic – Proof (F) | | 672 | 710 |
| Storeroom (EW) or Classroom (J) | | 672 | 710 |
| Passage (N) | | 520 | 542 |
| Privacy (L) | | 588 | 637 |
| Pair Dummy (PD) | | 190 | 240 |



D24570

Deadbolt Lockset
Lever
with Plates

| Function | US3 US5A | US3A US26 SB | US10B US14 US15 |
|-----------------|-------------|-----------------|--------------------|
| Standard (A) | | \$573 | \$580 |
| Pair Dummy (PD) | | 357 | \$404 |

Only available
with 3 5/8" center
to center.

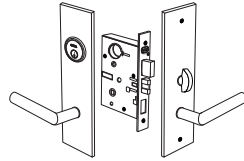
Suggested retail prices effective January 1, 2025.

TRADITIONS



25430

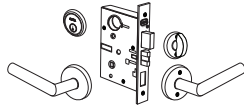
10 5/8" Overall Length
2 3/8" Width
2 3/4" Projection



25430

Mortise
Lockset
Knob with
Plates

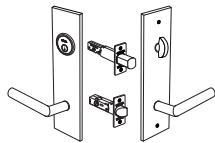
| Function | US3 US26 | US3A SB | US10B US14 | US15 |
|---------------------------------|-------------|--------------|---------------|--------------|
| Standard (A) | | \$704 | | \$742 |
| Double Cylinder (AC) | | 704 | | 742 |
| Panic – Proof (F) | | 704 | | 742 |
| Storeroom (EW) or Classroom (J) | | 704 | | 742 |
| Passage (N) | | 588 | | 635 |
| Privacy (L) | | 599 | | 681 |
| Pair Dummy (PD) | | 305 | | 347 |



1430

Mortise
Lockset
Sectional
Roses
(Traditional)
with Knob

| Function | US3 US26 | US3A SB | US10B US14 | US15 |
|---------------------------------|-------------|--------------|---------------|--------------|
| Standard (A) | | \$651 | | \$666 |
| Double Cylinder (AC) | | 651 | | 666 |
| Panic – Proof (F) | | 651 | | 666 |
| Storeroom (EW) or Classroom (J) | | 651 | | 666 |
| Passage (N) | | 494 | | 517 |
| Privacy (L) | | 578 | | 593 |
| Pair Dummy (PD) | | 200 | | 232 |



D25430

Deadbolt
Lockset
Knob
with Plates

| Function | US3 US26 | US3A SB | US10B US14 | US15 |
|-----------------|-------------|--------------|---------------|--------------|
| Standard (A) | | \$499 | | \$536 |
| Pair Dummy (PD) | | 305 | | 360 |

Only available
with 3 5/8" center
to center.

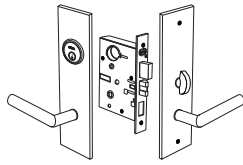
Suggested retail prices effective January 1, 2025.

ARC



11513

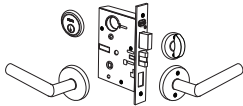
10⁵/₈" Overall Length
2³/₈" Width
2⁵/₈" Projection



11513

Mortise Lockset
Knob with Plates

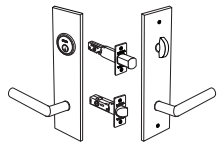
| Function | US3 US26 | US3A US14 | US4 US14 | US10B US15 |
|---------------------------------|----------|-----------|----------|------------|
| Standard (A) | \$764 | | \$820 | |
| Double Cylinder (AC) | 764 | | 820 | |
| Panic – Proof (F) | 764 | | 820 | |
| Storeroom (EW) or Classroom (J) | 764 | | 820 | |
| Passage (N) | 663 | | 713 | |
| Privacy (L) | 705 | | 759 | |
| Pair Dummy (PD) | 375 | | 425 | |



1513

Mortise Lockset
Sectional Roses (Traditional) with Knob

| Function | US3 US26 | US3A US14 | US4 US14 | US10B US15 |
|---------------------------------|----------|-----------|----------|------------|
| Standard (A) | \$699 | | \$744 | |
| Double Cylinder (AC) | 699 | | 744 | |
| Panic – Proof (F) | 699 | | 744 | |
| Storeroom (EW) or Classroom (J) | 699 | | 744 | |
| Passage (N) | 560 | | 595 | |
| Privacy (L) | 628 | | 671 | |
| Pair Dummy (PD) | 292 | | 292 | |



D11513

Deadbolt Lockset
Knob with Plates

| Function | US3 US26 | US3A US14 | US4 US14 | US10B US15 |
|-----------------|----------|-----------|----------|------------|
| Standard (A) | \$552 | | \$614 | |
| Pair Dummy (PD) | 389 | | 438 | |

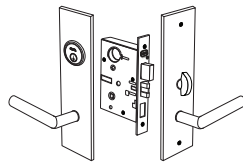
+ SEE SMART MODEL PRICING PAGE 68

5¹/₂" center to center



11753

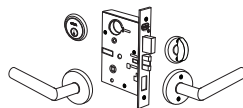
10⁵/₈" Overall Length
2³/₈" Width
2⁷/₈" Projection



11753

Mortise Lockset
Lever with Plates


| Function | US3 US26 | US3A US14 | US4 US14 | US10B US15 |
|---------------------------------|----------|-----------|----------|------------|
| Standard (A) | \$738 | | \$784 | |
| Double Cylinder (AC) | 738 | | 784 | |
| Panic – Proof (F) | 738 | | 784 | |
| Storeroom (EW) or Classroom (J) | 738 | | 784 | |
| Passage (N) | 637 | | 677 | |
| Privacy (L) | 679 | | 723 | |
| Pair Dummy (PD) | 349 | | 389 | |



1753

Mortise Lockset
Sectional Roses (Traditional) with Lever

| Function | US3 US26 | US3A US14 | US4 US14 | US10B US15 |
|---------------------------------|----------|-----------|----------|------------|
| Standard (A) | \$673 | | \$708 | |
| Double Cylinder (AC) | 673 | | 708 | |
| Panic – Proof (F) | 673 | | 708 | |
| Storeroom (EW) or Classroom (J) | 673 | | 708 | |
| Passage (N) | 534 | | 559 | |
| Privacy (L) | 602 | | 635 | |
| Pair Dummy (PD) | 292 | | 292 | |



D11753

Deadbolt Lockset
Lever with Plates

| Function | US3 US26 | US3A US14 | US4 US14 | US10B US15 |
|-----------------|----------|-----------|----------|------------|
| Standard (A) | \$526 | | \$578 | |
| Pair Dummy (PD) | 363 | | 402 | |

+ SEE SMART MODEL PRICING PAGE 68

5¹/₂" center to center

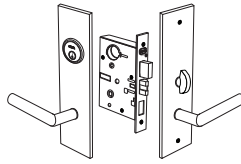
Suggested retail prices effective January 1, 2025.

ARC



25508

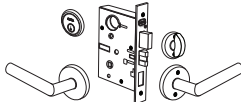
10⁵/₈" Overall Length
2³/₈" Width
2³/₈" Projection



25508

Mortise Lockset
Knob with Plates

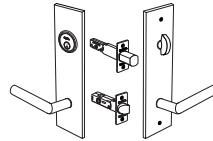
| Function | US3 US26 | US3A US26 | US10B US14 | US15 |
|---------------------------------|----------|--------------|------------|--------------|
| Standard (A) | | \$764 | | \$820 |
| Double Cylinder (AC) | | 764 | | 820 |
| Panic – Proof (F) | | 764 | | 820 |
| Storeroom (EW) or Classroom (J) | | 764 | | 820 |
| Passage (N) | | 663 | | 713 |
| Privacy (L) | | 705 | | 759 |
| Pair Dummy (PD) | | 375 | | 425 |



1508

Mortise Lockset
Sectional Roses (Traditional) with Knob

| Function | US3 US26 | US3A US26 | US10B US14 | US15 |
|---------------------------------|----------|--------------|------------|--------------|
| Standard (A) | | \$699 | | \$744 |
| Double Cylinder (AC) | | 699 | | 744 |
| Panic – Proof (F) | | 699 | | 744 |
| Storeroom (EW) or Classroom (J) | | 699 | | 744 |
| Passage (N) | | 560 | | 595 |
| Privacy (L) | | 628 | | 671 |
| Pair Dummy (PD) | | 292 | | 292 |



D25508

Deadbolt Lockset
Knob with Plates

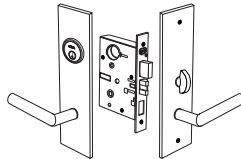
| Function | US3 US26 | US3A US26 | US10B US14 | US15 |
|-----------------|----------|--------------|------------|--------------|
| Standard (A) | | \$552 | | \$614 |
| Pair Dummy (PD) | | 389 | | 438 |

Only available with 3⁵/₈" center to center.



25748

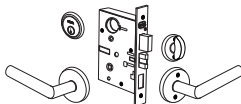
10⁵/₈" Overall Length
2³/₈" Width
2⁷/₈" Projection



25748

Mortise Lockset
Lever with Plates

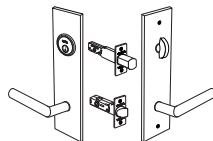
| Function | US3 US26 | US3A US26 | US10B US14 | US15 |
|---------------------------------|----------|--------------|------------|--------------|
| Standard (A) | | \$738 | | \$784 |
| Double Cylinder (AC) | | 738 | | 784 |
| Panic – Proof (F) | | 738 | | 784 |
| Storeroom (EW) or Classroom (J) | | 738 | | 784 |
| Passage (N) | | 637 | | 677 |
| Privacy (L) | | 679 | | 723 |
| Pair Dummy (PD) | | 349 | | 389 |



1748

Mortise Lockset
Sectional Roses (Traditional) with Lever

| Function | US3 US26 | US3A US26 | US10B US14 | US15 |
|---------------------------------|----------|--------------|------------|--------------|
| Standard (A) | | \$673 | | \$708 |
| Double Cylinder (AC) | | 673 | | 708 |
| Panic – Proof (F) | | 673 | | 708 |
| Storeroom (EW) or Classroom (J) | | 673 | | 708 |
| Passage (N) | | 534 | | 559 |
| Privacy (L) | | 602 | | 635 |
| Pair Dummy (PD) | | 292 | | 292 |



D25748

Deadbolt Lockset
Lever with Plates

| Function | US3 US26 | US3A US26 | US10B US14 | US15 |
|-----------------|----------|--------------|------------|--------------|
| Standard (A) | | \$526 | | \$578 |
| Pair Dummy (PD) | | 363 | | 402 |

Only available with 3⁵/₈" center to center.

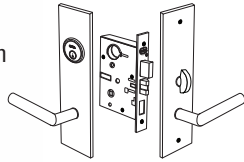
Suggested retail prices effective January 1, 2025.

Prodigy



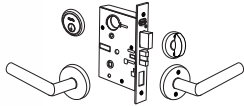
11895

10 5/8" Overall Length
2 3/8" Width
2 3/4" Projection



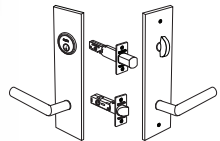
11895
Mortise
Lockset
Lever with
Plates

| Function | US3 | US4 | US26 | US10B | US14 | US15 |
|---------------------------------|-----|-----|--------------|-------|--------------|------|
| Standard (A) | | | \$670 | | \$710 | |
| Double Cylinder (AC) | | | 670 | | 710 | |
| Panic – Proof (F) | | | 670 | | 710 | |
| Storeroom (EW) or Classroom (J) | | | 670 | | 710 | |
| Passage (N) | | | 569 | | 603 | |
| Privacy (L) | | | 611 | | 649 | |
| Pair Dummy (PD) | | | 281 | | 315 | |



1895
Mortise
Lockset
Sectional
Roses
(Round)
with Lever

| Function | US3 | US4 | US26 | US10B | US14 | US15 |
|---------------------------------|-----|-----|--------------|-------|--------------|------|
| Standard (A) | | | \$605 | | \$634 | |
| Double Cylinder (AC) | | | 605 | | 634 | |
| Panic – Proof (F) | | | 605 | | 634 | |
| Storeroom (EW) or Classroom (J) | | | 605 | | 634 | |
| Passage (N) | | | 466 | | 485 | |
| Privacy (L) | | | 534 | | 561 | |
| Pair Dummy (PD) | | | 180 | | 180 | |



D11895
Deadbolt
Lockset
Lever
with Plates

| Function | US3 | US4 | US26 | US10B | US14 | US15 |
|-----------------|-----|-----|--------------|-------|--------------|------|
| Standard (A) | | | \$458 | | \$504 | |
| Pair Dummy (PD) | | | 295 | | 328 | |


+ □ SEE SMART MODEL PRICING PAGE 68

5 1/2" center to center



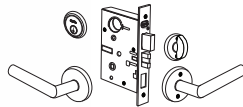
12912

10 9/16" Overall Length
2 3/8" Width
3" Projection



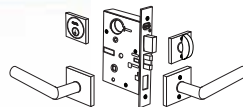
12912
Mortise
Lockset
Lever with
Plates

| Function | US3 | US4 | US26 | US26D | US10B | US14 | US15 |
|---------------------------------|-----|-----|--------------|-------|-------|--------------|------|
| Standard (A) | | | \$688 | | | \$728 | |
| Double Cylinder (AC) | | | 688 | | | 728 | |
| Panic – Proof (F) | | | 688 | | | 728 | |
| Storeroom (EW) or Classroom (J) | | | 688 | | | 728 | |
| Passage (N) | | | 587 | | | 621 | |
| Privacy (L) | | | 629 | | | 667 | |
| Pair Dummy (PD) | | | 299 | | | 333 | |



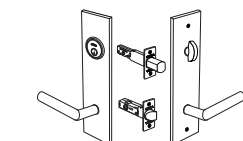
2912
Mortise
Lockset
Sectional
Roses
(Round)
with Lever

| Function | US3 | US4 | US26 | US26D | US10B | US14 | US15 |
|---------------------------------|-----|-----|--------------|-------|-------|--------------|------|
| Standard (A) | | | \$623 | | | \$652 | |
| Double Cylinder (AC) | | | 623 | | | 652 | |
| Panic – Proof (F) | | | 623 | | | 652 | |
| Storeroom (EW) or Classroom (J) | | | 623 | | | 652 | |
| Passage (N) | | | 484 | | | 503 | |
| Privacy (L) | | | 552 | | | 579 | |
| Pair Dummy (PD) | | | 204 | | | 204 | |



2912S
Mortise
Lockset
Sectional
Roses
(Square)
with Lever

| Function | US3 | US4 | US26 | US26D | US10B | US14 | US15 |
|---------------------------------|-----|-----|--------------|-------|-------|--------------|------|
| Standard (A) | | | \$663 | | | \$697 | |
| Double Cylinder (AC) | | | 663 | | | 697 | |
| Panic – Proof (F) | | | 663 | | | 697 | |
| Storeroom (EW) or Classroom (J) | | | 663 | | | 697 | |
| Passage (N) | | | 516 | | | 538 | |
| Privacy (L) | | | 595 | | | 624 | |
| Pair Dummy (PD) | | | 204 | | | 204 | |



D12912
Deadbolt
Lockset
Lever
with Plates

| Function | US3 | US4 | US26 | US26D | US10B | US14 | US15 |
|-----------------|-----|-----|--------------|-------|-------|--------------|------|
| Standard (A) | | | \$476 | | | \$522 | |
| Pair Dummy (PD) | | | 313 | | | 346 | |

+ □ SEE SMART MODEL PRICING PAGE 68

5 1/2" center to center

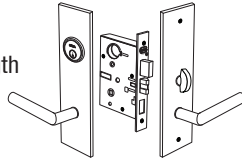
Suggested retail prices effective January 1, 2025.

Prodigy



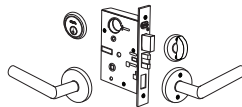
12925

10 9/16" Overall Length
2 3/8" Width
2 3/4" Projection



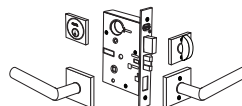
12925
Mortise
Lockset
Lever with
Plates

| Function | US3 | US4 | US26 | US26D | US10B | US14 | US15 |
|---------------------------------|-----|-----|--------------|-------|-------|--------------|------|
| Standard (A) | | | \$688 | | | \$728 | |
| Double Cylinder (AC) | | | 688 | | | 728 | |
| Panic – Proof (F) | | | 688 | | | 728 | |
| Storeroom (EW) or Classroom (J) | | | 688 | | | 728 | |
| Passage (N) | | | 587 | | | 621 | |
| Privacy (L) | | | 629 | | | 667 | |
| Pair Dummy (PD) | | | 299 | | | 333 | |



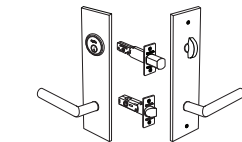
2925
Mortise
Lockset
Sectional
Roses
(Round)
with Lever

| Function | US3 | US4 | US26 | US26D | US10B | US14 | US15 |
|---------------------------------|-----|-----|--------------|-------|-------|--------------|------|
| Standard (A) | | | \$623 | | | \$652 | |
| Double Cylinder (AC) | | | 623 | | | 652 | |
| Panic – Proof (F) | | | 623 | | | 652 | |
| Storeroom (EW) or Classroom (J) | | | 623 | | | 652 | |
| Passage (N) | | | 484 | | | 503 | |
| Privacy (L) | | | 552 | | | 579 | |
| Pair Dummy (PD) | | | 204 | | | 204 | |



2925S
Mortise
Lockset
Sectional
Roses
(Square)
with Lever

| Function | US3 | US4 | US26 | US26D | US10B | US14 | US15 |
|---------------------------------|-----|-----|--------------|-------|-------|--------------|------|
| Standard (A) | | | \$663 | | | \$697 | |
| Double Cylinder (AC) | | | 663 | | | 697 | |
| Panic – Proof (F) | | | 663 | | | 697 | |
| Storeroom (EW) or Classroom (J) | | | 663 | | | 697 | |
| Passage (N) | | | 516 | | | 538 | |
| Privacy (L) | | | 595 | | | 624 | |
| Pair Dummy (PD) | | | 204 | | | 204 | |



D12925
Deadbolt
Lockset Lever
with Plates

| Function | US3 | US4 | US26 | US26D | US10B | US14 | US15 |
|-----------------|-----|-----|--------------|-------|-------|--------------|------|
| Standard (A) | | | \$476 | | | \$522 | |
| Pair Dummy (PD) | | | 313 | | | 346 | |

+ SEE SMART MODEL PRICING PAGE 68

5 1/2" center to center




12930

10 9/16" Overall Length
2 3/8" Width
2 1/2" Projection



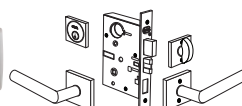
12930
Mortise
Lockset
Lever with
Plates

| Function | US3 | US4 | US26 | US26D | US10B | US14 | US15 |
|---------------------------------|-----|-----|--------------|-------|-------|--------------|------|
| Standard (A) | | | \$688 | | | \$728 | |
| Double Cylinder (AC) | | | 688 | | | 728 | |
| Panic – Proof (F) | | | 688 | | | 728 | |
| Storeroom (EW) or Classroom (J) | | | 688 | | | 728 | |
| Passage (N) | | | 587 | | | 621 | |
| Privacy (L) | | | 629 | | | 667 | |
| Pair Dummy (PD) | | | 299 | | | 333 | |




2930
Mortise
Lockset
Sectional
Roses
(Round)
with Lever

| Function | US3 | US4 | US26 | US26D | US10B | US14 | US15 |
|---------------------------------|-----|-----|--------------|-------|-------|--------------|------|
| Standard (A) | | | \$623 | | | \$652 | |
| Double Cylinder (AC) | | | 623 | | | 652 | |
| Panic – Proof (F) | | | 623 | | | 652 | |
| Storeroom (EW) or Classroom (J) | | | 623 | | | 652 | |
| Passage (N) | | | 484 | | | 503 | |
| Privacy (L) | | | 552 | | | 579 | |
| Pair Dummy (PD) | | | 204 | | | 204 | |



2930S
Mortise
Lockset
Sectional
Roses
(Square)
with Lever

| Function | US3 | US4 | US26 | US26D | US10B | US14 | US15 |
|---------------------------------|-----|-----|--------------|-------|-------|--------------|------|
| Standard (A) | | | \$663 | | | \$697 | |
| Double Cylinder (AC) | | | 663 | | | 697 | |
| Panic – Proof (F) | | | 663 | | | 697 | |
| Storeroom (EW) or Classroom (J) | | | 663 | | | 697 | |
| Passage (N) | | | 516 | | | 538 | |
| Privacy (L) | | | 595 | | | 624 | |
| Pair Dummy (PD) | | | 204 | | | 204 | |



D12930
Deadbolt
Lockset Lever
with Plates

| Function | US3 | US4 | US26 | US26D | US10B | US14 | US15 |
|-----------------|-----|-----|--------------|-------|-------|--------------|------|
| Standard (A) | | | \$476 | | | \$522 | |
| Pair Dummy (PD) | | | 313 | | | 346 | |

+ SEE SMART MODEL PRICING PAGE 68

5 1/2" center to center

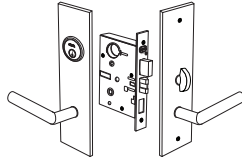
Suggested retail prices effective January 1, 2025.

Prodigy



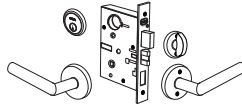
12935

10⁹/₁₆" Overall Length
2³/₈" Width
2³/₄" Projection



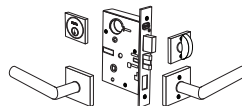
12935
Mortise
Lockset
Knob with
Plates

| Function | US3 | US4 | US26 | US26D | US10B | US14 | US15 |
|---------------------------------|-----|-----|--------------|-------|-------|--------------|------|
| Standard (A) | | | \$708 | | | \$748 | |
| Double Cylinder (AC) | | | 708 | | | 748 | |
| Panic – Proof (F) | | | 708 | | | 748 | |
| Storeroom (EW) or Classroom (J) | | | 708 | | | 748 | |
| Passage (N) | | | 607 | | | 641 | |
| Privacy (L) | | | 649 | | | 687 | |
| Pair Dummy (PD) | | | 329 | | | 353 | |



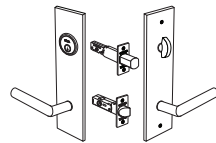
2935
Mortise
Lockset
Sectional
Roses
(Round)
with Knob

| Function | US3 | US4 | US26 | US26D | US10B | US14 | US15 |
|---------------------------------|-----|-----|--------------|-------|-------|--------------|------|
| Standard (A) | | | \$643 | | | \$672 | |
| Double Cylinder (AC) | | | 643 | | | 672 | |
| Panic – Proof (F) | | | 643 | | | 672 | |
| Storeroom (EW) or Classroom (J) | | | 643 | | | 672 | |
| Passage (N) | | | 504 | | | 523 | |
| Privacy (L) | | | 572 | | | 599 | |
| Pair Dummy (PD) | | | 204 | | | 204 | |



2935S
Mortise
Lockset
Sectional
Roses
(Square)
with Knob

| Function | US3 | US4 | US26 | US26D | US10B | US14 | US15 |
|---------------------------------|-----|-----|--------------|-------|-------|--------------|------|
| Standard (A) | | | \$683 | | | \$717 | |
| Double Cylinder (AC) | | | 683 | | | 717 | |
| Panic – Proof (F) | | | 683 | | | 717 | |
| Storeroom (EW) or Classroom (J) | | | 683 | | | 717 | |
| Passage (N) | | | 536 | | | 558 | |
| Privacy (L) | | | 615 | | | 644 | |
| Pair Dummy (PD) | | | 204 | | | 204 | |



D12935
Deadbolt
Lockset
Knob
with Plates

| Function | US3 | US4 | US26 | US26D | US10B | US14 | US15 |
|-----------------|-----|-----|--------------|-------|-------|--------------|------|
| Standard (A) | | | \$496 | | | \$542 | |
| Pair Dummy (PD) | | | 323 | | | 366 | |

+ SEE SMART MODEL PAGE 68

5 1/2" center to center

Suggested retail prices effective January 1, 2025.


CLASSICO



53059 Mortise Lockset
Knob with Plates

13⁷/₈" Overall Length
2⁷/₈" Width
2¹/₈" Projection

| Function | BAS D ETR | BPS |
|-------------------|-----------------|----------------|
| Standard (A) | \$1,155 | \$1,207 |
| Panic – Proof (F) | 1,155 | 1,207 |
| Passage (N) | 994 | 1,042 |
| Single Dummy (SD) | 369 | 393 |



57251 Mortise Lockset
Lever with Plates

14" Overall Length
3" Width
2³/₈" Projection

| Function | BAS D ETR | BPS |
|-------------------|-----------------|----------------|
| Standard (A) | \$1,155 | \$1,207 |
| Panic – Proof (F) | 1,155 | 1,207 |
| Passage (N) | 994 | 1,042 |
| Single Dummy (SD) | 369 | 393 |

BAS = Siena Brass, Lacquered
BPS = Venetian Nickel, Lacquered
D = Florentine Brass, Lacquered
ETR = Etruscan Bronze, Lacquered

Suggested retail prices effective January 1, 2025.

OMNIA + level

The Beauty of OMNIA with Invisible Smart Technology

Powered by  level



In an industry first, OMNIA+level locks bring together iconic designs with the latest smart conveniences. You can now find the perfect lock for any home – without compromising style for smarts. Powered by the Bolt invisible smart lock, the OMNIA+level line brings all-new possibilities to some of our best selling locks.



OMNIA + level

Smart Auxiliary Deadbolts

Auxiliary deadbolts have an adjustable backset, only for 1³/₄" thick doors or thicker.
All sets provided with US32D faceplate.

L.COLDBA



Description/Function

L.COLDBA
2 1/2" dia.
(covers 2 1/8" hole)

US3 US3A US4
US5A US10B
US14 US15 US26
\$569

L.MODDBA



Description/Function

L.MODDBA
2 5/8" dia.
(covers 2 1/8" hole)

US3 US4 US10B
US14 US15
US26 US26D
\$569

L.TRADDBA



Description/Function

L.TRADDBA
2 5/8" dia.
(covers 2 1/8" hole)

US3 US4 US10B
US14 US15 US26
\$569

L.D9000A



Description/Function

L.D9000A
2 1/2" dia.
(covers 2 1/8" hole)

US32D PBL PDB
US14 US15 US26
PSG PTT
\$651 **\$781**

Suggested retail prices effective January 1, 2025.

OMNIA + level

Smart Deadbolt Locksets with Plates

All sets provided with US32D faceplate.

L.D11752



Description

L.D11752

5 1/2" Center to Center
10 9/16" Length x 2 3/8" Width x 2 5/8" Projection

US3 US5A US10B
US15 US26

\$847

L.D12012



Description

L.D12012

5 1/2" Center to Center
10 9/16" Length x 2 1/2" Width x 3" Projection

US32D

\$847

L.D12043



Description

L.D12043

5 1/2" Center to Center
10 9/16" Length x 2 1/2" Width x 2 5/8" Projection

US32D

\$847

L.D12935



Description

L.D12935

5 1/2" Center to Center
10 9/16" Length x 2 3/8" Width x 2 3/4" Projection

US3 US4 US10B US14
US15 US26 US26D

\$847

L.D12943



Description

L.D12943

5 1/2" Center to Center
10 9/16" Length x 2 3/8" Width x 2 5/8" Projection

US3 US4 US10B
US14 US15
US26 US26D

\$847

Suggested retail prices effective January 1, 2025.

OMNIA + level

Smart Entrance Handlesets

Only for 1³/₄" thick doors or thicker. All sets provided with US32D faceplate.



L.METRO.F043



Description US32D
L.METRO.F043 \$999
Tubular Deadbolt
Lockset
5 1/2" Center to Center



L.URBAN.F012



Description US32D BLACK
L.URBAN.F012 \$999 \$1,149
Tubular Deadbolt
Lockset
5 1/2" Center to Center

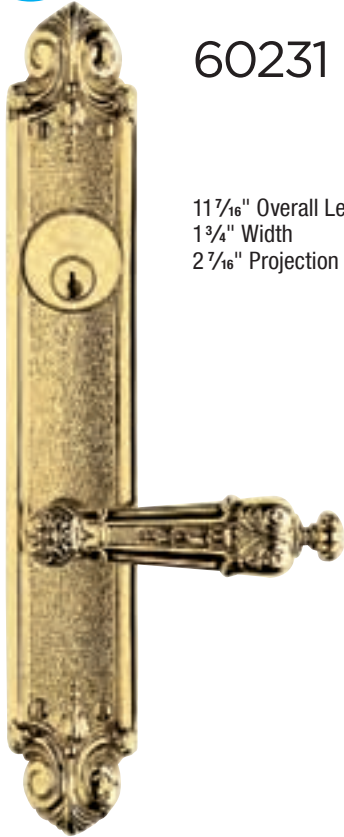
Suggested retail prices effective January 1, 2025.

NARROW BACKSET LOCKSETS

Solid Brass Trim

OMNIA's narrow backset mortise locksets are ideal for use wherever a slim, elegant look is desired. In addition to enhancing any setting where they are employed, these slender designs provide superlative security with a standard mortise cylinder lock. This lock can also be used with OMNIA's standard thru-bolting roses. A perfect blending of classic style in a range of finishes, combined with American made reliability.





60231

11⁷/₁₆" Overall Length
1³/₄" Width
2⁷/₁₆" Projection

Function

Standard (A) with rocker
Entry (B) without rocker
Double Cylinder (AC) with rocker
Double Cylinder (BAC) without rocker
Passage (N)
Privacy (L)
Pair Dummy (PD)

US3

\$1,139
1,139
1,159
1,159
891
1,030
456

SB

\$1,183
1,183
1,203
1,203
928
1,070
470



60251

11⁷/₁₆" Overall Length
1³/₄" Width
2³/₈" Projection

Function

Standard (A) with rocker
Entry (B) without rocker
Double Cylinder (AC) with rocker
Double Cylinder (BAC) without rocker
Passage (N)
Privacy (L)
Pair Dummy (PD)

US3

\$1,179
1,179
1,197
1,197
932
1,072
498

SB

\$1,228
1,228
1,246
1,246
971
1,114
522

Suggested retail prices effective January 1, 2025.



64036

8 1/4" Overall Length
2" Width
2 1/2" Projection

| Function | US3 | US26 SB | US108 US15 |
|--------------------------------------|--------------|--------------|----------------|
| Standard (A) with rocker | \$927 | \$952 | \$1,020 |
| Entry (B) without rocker | 927 | 952 | 1,020 |
| Double Cylinder (AC) with rocker | 950 | 975 | 1,042 |
| Double Cylinder (BAC) without rocker | 950 | 975 | 1,042 |
| Passage (N) | 715 | 729 | 787 |
| Privacy (L) | 813 | 832 | 895 |
| Pair Dummy (PD) | 305 | 305 | 355 |



65752

9 1/2" Overall Length
1 9/16" Width
2 5/8" Projection

| Function | US3 | US26 SB | US15 |
|--------------------------------------|--------------|--------------|--------------|
| Standard (A) with rocker | \$927 | \$952 | \$963 |
| Entry (B) without rocker | 927 | 952 | 963 |
| Double Cylinder (AC) with rocker | 950 | 975 | 986 |
| Double Cylinder (BAC) without rocker | 950 | 975 | 986 |
| Passage (N) | 715 | 729 | 743 |
| Privacy (L) | 813 | 832 | 841 |
| Pair Dummy (PD) | 216 | 227 | 242 |

Suggested retail prices effective January 1, 2025.



65895

9 1/2" Overall Length
1 9/16" Width
2 3/4" Projection

| Function | US3 | US26 SB | US15 |
|--------------------------------------|-------|------------|-------|
| Standard (A) with rocker | \$927 | \$952 | \$963 |
| Entry (B) without rocker | 927 | 952 | 963 |
| Double Cylinder (AC) with rocker | 950 | 975 | 986 |
| Double Cylinder (BAC) without rocker | 950 | 975 | 986 |
| Passage (N) | 715 | 729 | 743 |
| Privacy (L) | 813 | 832 | 841 |
| Pair Dummy (PD) | 216 | 227 | 242 |

All shown trim can also be used with 2 1/2" and 2 3/4" backset mortise locks.

Suggested retail prices effective January 1, 2025.

POCKET DOOR HARDWARE

Solid Brass or Stainless Steel Trim

OMNIA's solid brass and stainless steel pocket door hardware is ideal for bedroom and bathroom installations. Modern and traditional trim designs complement any décor and either feature concealed mounting screws or are force fit.

The collection includes locking and non-locking configurations featuring push button ejected mortise edge pulls with spring assistance. Privacy is achieved with either a butterfly deadbolt, or a hook bolt. Most trim styles are also available as flushcups for use on pocket, barn and sliding doors.



Pocket Door Locks & Flushcups

Lockbodies

1130 1230 1330

Lockbodies for pocket doors are available as part of the sets shown on pages 75-76.

1130/L
Privacy
or Entry
with
Faceplate
and Strike
\$300



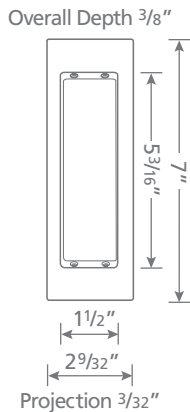
1230/N
Passage
with
Faceplate
and Strike
\$222



1330/PD
Pair
Dummy
with
Faceplate
Only
\$262



7035



Flushcup
Only
7035/O
\$103



Flushcups (2)
with 1230/N
7035/N
\$412



Flushcups (2)
with 1330/PD
7035/PD
\$454

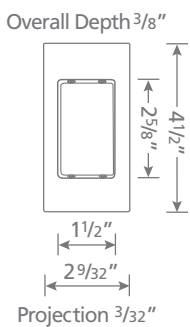


Interior Turnpiece &
Exterior Emergency Release
7035/L (with 1130/L)
\$524



Interior Turnpiece &
Exterior Keyed Entry
7035/A (with 1130/L)
\$597

7036



Flushcup
Only
7036/O
\$79



Flushcups (2)
with 1230/N
7036/N
\$385

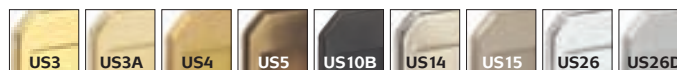


Flushcups (2)
with 1330/PD
7036/PD
\$424



Interior Turnpiece &
Exterior Emergency Release
7036/L (with 1130/L)
\$492

PRICING SHOWN ABOVE ARE FOR ANY OF THESE AVAILABLE FINISHES.

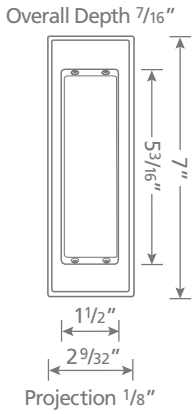


Suggested retail prices effective January 1, 2025.

* /O = Flushcup Only /N = Passage Lockbody & 2 Flushcups /PD = Pair Dummy Lockbody & 2 Flushcups /L = Lockbody & Turnpiece w/ Emergency Release /A = Lockbody & Turnpiece w/ Keyed Entry

Pocket Door Locks & Flushcups

7037



Flushcup
Only
7037/0
\$103



Flushcups (2)
with 1230/N
7037/N
\$412



Flushcups (2)
with 1330/PD
7037/PD
\$454

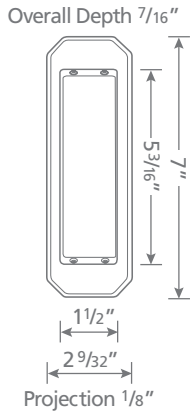


Interior Turnpiece &
Exterior Emergency Release
7037/L (with 1130/L)
\$524



Interior Turnpiece &
Exterior Keyed Entry
7037/A (with 1130/L)
\$597

7039



Flushcup
Only
7039/0
\$103



Flushcups (2)
with 1230/N
7039/N
\$412



Flushcups (2)
with 1330/PD
7039/PD
\$454



Interior Turnpiece &
Exterior Emergency Release
7039/L (with 1130/L)
\$524

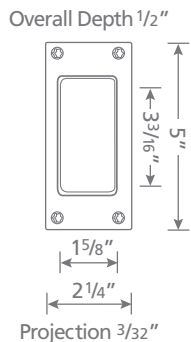


Interior Turnpiece &
Exterior Keyed Entry
7039/A (with 1130/L)
\$597

PRICING SHOWN ABOVE ARE FOR ANY OF THESE AVAILABLE FINISHES.



7012 **US32D ONLY**



Flushcup
Only
7012/0
\$79



Flushcups (2)
with 1230/N
7012/N
\$385



Flushcups (2)
with 1330/PD
7012/PD
\$424



Interior Turnpiece &
Exterior Emergency Release
7012/L (with 1130/L)
\$471

7012 is only available in US32D for 1 3/4" thick doors. Trim features exposed screws.

Suggested retail prices effective January 1, 2025.

* /0 = Flushcup Only /N = Passage Lockbody & 2 Flushcups /PD = Pair Dummy Lockbody & 2 Flushcups /L = Lockbody & Turnpiece w/ Emergency Release /A = Lockbody & Turnpiece w/ Keyed Entry

Stainless Steel Pocket Door Lock & Trim

3910



Finger Edge Pull

1 1/8" diameter or square (outside)
1" diameter (inside)
7/8" deep

3911



Round or Square Trim

US32D
\$150

Lockbody: 3 15/16" h x 2 11/16" w
Faceplate: 6 5/16" h x 5 1/8" w
Strike: 3 3/16" h x 1 1/16" w
Backset: 2"

Solid Brass Pocket Door Lock & Trim

3910S



2 3/16"

3911S



2 3/16"

Round or Square Trim

US3, US26, SB, US10B, US14, US15
\$258

Lockbody: 3 15/16" h x 2 5/8" w
Faceplate: 6 1/4" h x 3/4" w
Strike: 3 9/16" h x 3/4" w
Backset: 2"
Finger Edge Pull: 2 1/4" h x 1" w x 7/8" d

Door Edge Pulls

3917

Finger Pull



US3
US10B
US14
US15
US26
SB
\$20

3918

Finger Pull



US32D
\$20

3919

Finger Pull



US32D
\$20

7503/52

Flushcup



US3, US10B, US14, US15, US26, SB

\$51

US32D
\$16

7504/52

Flushcup



US3, US10B, US14, US15, US26, SB

\$51

US32D
\$16

7653

Edge Pull



US3
US10B
US14
US15
US26
SB
\$42

Suggested retail prices effective January 1, 2025.

MULTIPOINT TRIM

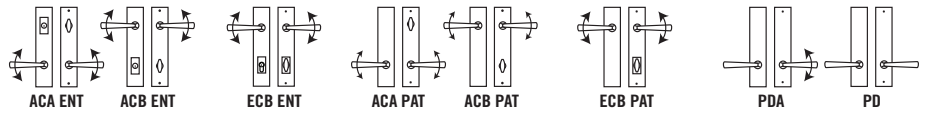
Solid Brass & Stainless Steel




OMNIA's multipoint trim offers a high-end alternative to the basic trim that comes standard on swinging patio doors. Manufactured using the highest quality brass and stainless steel, the design options complement any aesthetic, be it traditional, modern or ornate.

All of OMNIA's multipoint trim is available in multiple lock configurations: American Cylinder Above (ACA), American Cylinder Below (ACB) and European Cylinder Below (ECB). This line allows for the opportunity to match OMNIA trim on a wider array of interior and exterior doors throughout residential projects.

71000 Series

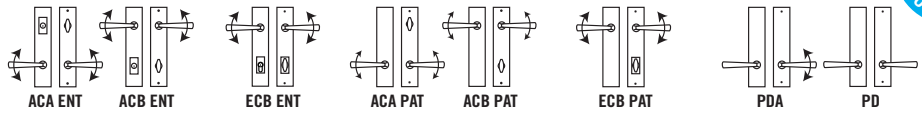


| | | | ACA/ACB Entrance | ECB Entrance | ACA/ACB Patio | ECB Patio | ACA/ACB/ECB Pair Dummy Active (Interior) or Inactive |
|---|-------|-------|------------------|--------------|---------------|-----------|--|
|  <p>71055 9⁵/₈" Overall Specify RH or LH.</p> | US3 | \$428 | \$523 | \$337 | \$442 | \$313 | |
| | US3A | 428 | 523 | 337 | 442 | 313 | |
| | US5A | 493 | 591 | 393 | 502 | 363 | |
| | US10B | 493 | 591 | 393 | 502 | 363 | |
| | US14 | 493 | 591 | 393 | 502 | 363 | |
| | US15 | 493 | 591 | 393 | 502 | 363 | |
| | SB | 493 | 591 | 393 | 502 | 363 | |
|  <p>71706 9⁵/₈" Overall</p> | US3 | \$373 | \$479 | \$302 | \$398 | \$265 | |
| | US3A | 373 | 479 | 302 | 398 | 265 | |
| | US5A | 438 | 548 | 358 | 458 | 321 | |
| | US10B | 438 | 548 | 358 | 458 | 321 | |
| | US14 | 438 | 548 | 358 | 458 | 321 | |
| | US15 | 438 | 548 | 358 | 458 | 321 | |
|  <p>71752 9⁵/₈" Overall</p> | US3 | \$373 | \$479 | \$302 | \$398 | \$265 | |
| | US3A | 373 | 479 | 302 | 398 | 265 | |
| | US5A | 438 | 548 | 358 | 458 | 321 | |
| | US10B | 438 | 548 | 358 | 458 | 321 | |
| | US14 | 438 | 548 | 358 | 458 | 321 | |
| | US15 | 438 | 548 | 358 | 458 | 321 | |
|  <p>71895 9⁵/₈" Overall Specify RH or LH.</p> | US3 | \$373 | \$479 | \$302 | \$398 | \$265 | |
| | US10B | 438 | 548 | 358 | 458 | 321 | |
| | US14 | 438 | 548 | 358 | 458 | 321 | |
| | US15 | 438 | 548 | 358 | 458 | 321 | |
| | SB | 438 | 548 | 358 | 458 | 321 | |
| | | | | | | | |
|  <p>71904 9⁵/₈" Overall</p> | US3 | \$399 | \$504 | \$327 | \$423 | \$267 | |
| | US3A | 399 | 504 | 327 | 423 | 267 | |
| | US5A | 465 | 575 | 384 | 483 | 314 | |
| | US10B | 465 | 575 | 384 | 483 | 314 | |
| | US14 | 465 | 575 | 384 | 483 | 314 | |
| | US15 | 465 | 575 | 384 | 483 | 314 | |
|  <p>71944 9⁵/₈" Overall</p> | US3 | \$399 | \$504 | \$327 | \$423 | \$271 | |
| | US3A | 399 | 504 | 327 | 423 | 271 | |
| | US5A | 465 | 575 | 384 | 483 | 317 | |
| | US10B | 465 | 575 | 384 | 483 | 317 | |
| | US14 | 465 | 575 | 384 | 483 | 317 | |
| | US15 | 465 | 575 | 384 | 483 | 317 | |

All trim available as ACA, ACB, or ECB. Additional lever designs are available for use with all plates.

Suggested retail prices effective January 1, 2025.

72000 Series

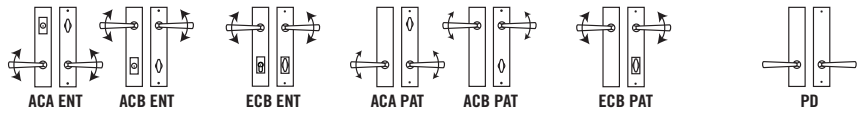


| | | | ACA/ACB Entrance | ECB Entrance | ACA/ACB Patio | ECB Patio | ACA/ACB/ECB Pair Dummy Active (Interior) or Inactive |
|---|---|-------|------------------|--------------|---------------|--------------|--|
|  | 72036 | US26 | \$372 | \$477 | \$303 | \$398 | \$270 |
| | 9 ¹³ / ₁₆ " Overall | US26D | 372 | 477 | 303 | 398 | 270 |
| | | US10B | 423 | 529 | 349 | 445 | 310 |
| | | US15 | 423 | 529 | 349 | 445 | 310 |
| | | | | | | | |
|  | 72042 | US26 | \$372 | \$472 | \$303 | \$398 | \$270 |
| | 9 ¹³ / ₁₆ " Overall | US26D | 372 | 472 | 303 | 398 | 270 |
| | Specify RH or LH. | US10B | 423 | 529 | 349 | 445 | 310 |
| | | US15 | 423 | 529 | 349 | 445 | 310 |
| | | | | | | | |
|  | 72227 | US26 | \$434 | \$536 | \$330 | \$447 | \$330 |
| | 9 ¹³ / ₁₆ " Overall | US26D | 434 | 536 | 330 | 447 | 330 |
| | Specify RH or LH. | US10B | 493 | 589 | 366 | 500 | 380 |
| | | US15 | 493 | 589 | 366 | 500 | 380 |
| | | | | | | | |
|  | 72368 | US26 | \$372 | \$472 | \$303 | \$398 | \$270 |
| | 9 ¹³ / ₁₆ " Overall | US26D | 372 | 472 | 303 | 398 | 270 |
| | | US10B | 423 | 529 | 349 | 445 | 310 |
| | | US15 | 423 | 529 | 349 | 445 | 310 |
| | | | | | | | |
|  | 72914 | US26 | \$438 | \$539 | \$368 | \$462 | \$334 |
| | 9 ¹³ / ₁₆ " Overall | US26D | 438 | 539 | 368 | 462 | 334 |
| | | US10B | 497 | 602 | 421 | 517 | 383 |
| | | US15 | 497 | 602 | 421 | 517 | 383 |
| | | | | | | | |
|  | 72943 | US26 | \$387 | \$449 | \$317 | \$411 | \$283 |
| | 9 ¹³ / ₁₆ " Overall | US26D | 387 | 449 | 317 | 411 | 283 |
| | | US10B | 438 | 543 | 362 | 457 | 323 |
| | | US15 | 438 | 543 | 362 | 457 | 323 |
| | | | | | | | |

All trim available as ACA, ACB, or ECB. Additional lever designs are available for use with all plates.

Suggested retail prices effective January 1, 2025.

73000 Series



**ACA/ACB
Entrance**

**ECB
Entrance**

**ACA/ACB
Patio**

**ECB
Patio**

**ACA/ACB/ECB
Pair Dummy
Inactive**



73011
11" Overall

US32D

\$354

\$294

\$236

\$258

\$180



73012
11" Overall

US32D

\$354

\$294

\$236

\$258

\$180



73023
11" Overall

US32D

\$428

\$370

\$309

\$335

\$254



73025
11" Overall

US32D

\$447

\$390

\$327

\$354

\$273



73033
11" Overall

US32D

\$423

\$367

\$305

\$335

\$250



73043
11" Overall

US32D

\$447

\$340

\$327

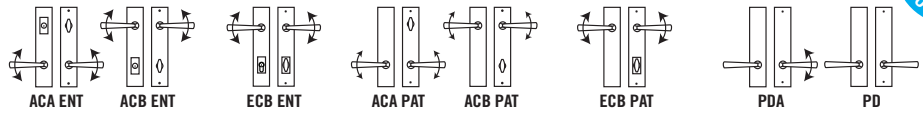
\$354

\$273

All trim available as ACA, ACB, or ECB. Additional lever designs are available for use with all plates.

Suggested retail prices effective January 1, 2025.

74000 Series



**ACA/ACB
Entrance**

**ECB
Entrance**

**ACA/ACB
Patio**

**ECB
Patio**

**ACA/ACB/ECB
Pair Dummy Active
(Interior) or Inactive**



74036
10 5/8" Overall

| | | | | | |
|-------|--------------|--------------|--------------|--------------|--------------|
| US26 | \$372 | \$472 | \$303 | \$398 | \$270 |
| US26D | 372 | 472 | 303 | 398 | 270 |
| US4 | 423 | 529 | 349 | 445 | 310 |
| US5 | 423 | 529 | 349 | 445 | 310 |
| US10B | 423 | 529 | 349 | 445 | 310 |
| US15 | 423 | 529 | 349 | 445 | 310 |



74237
10 5/8" Overall

| | | | | | |
|-------|--------------|--------------|--------------|--------------|--------------|
| US26 | \$372 | \$472 | \$303 | \$398 | \$270 |
| US26D | 372 | 472 | 303 | 398 | 270 |
| US4 | 423 | 529 | 349 | 445 | 310 |
| US5 | 423 | 529 | 349 | 445 | 310 |
| US10B | 423 | 529 | 349 | 445 | 310 |
| US15 | 423 | 529 | 349 | 445 | 310 |



74368
10 5/8" Overall

| | | | | | |
|-------|--------------|--------------|--------------|--------------|--------------|
| US26 | \$372 | \$472 | \$303 | \$398 | \$270 |
| US26D | 372 | 472 | 303 | 398 | 270 |
| US4 | 423 | 529 | 349 | 445 | 310 |
| US5 | 423 | 529 | 349 | 445 | 310 |
| US10B | 423 | 529 | 349 | 445 | 310 |
| US15 | 423 | 529 | 349 | 445 | 310 |



74753
10 5/8" Overall

| | | | | | |
|-------|--------------|--------------|--------------|--------------|--------------|
| US26 | \$413 | \$475 | \$343 | \$437 | \$309 |
| US26D | 413 | 475 | 343 | 437 | 309 |
| US4 | 464 | 569 | 388 | 483 | 349 |
| US5 | 464 | 569 | 388 | 483 | 349 |
| US10B | 464 | 569 | 388 | 483 | 349 |
| US15 | 464 | 569 | 388 | 483 | 349 |



74914
10 5/8" Overall

| | | | | | |
|-------|--------------|--------------|--------------|--------------|--------------|
| US26 | \$438 | \$539 | \$368 | \$462 | \$334 |
| US26D | 438 | 539 | 368 | 462 | 334 |
| US4 | 497 | 602 | 421 | 517 | 383 |
| US5 | 497 | 602 | 421 | 517 | 383 |
| US10B | 497 | 602 | 421 | 517 | 383 |
| US15 | 497 | 602 | 421 | 517 | 383 |



74943
10 5/8" Overall

| | | | | | |
|-------|--------------|--------------|--------------|--------------|--------------|
| US26 | \$387 | \$449 | \$317 | \$411 | \$283 |
| US26D | 387 | 449 | 317 | 411 | 283 |
| US4 | 438 | 543 | 362 | 457 | 323 |
| US5 | 438 | 543 | 362 | 457 | 323 |
| US10B | 438 | 543 | 362 | 457 | 323 |
| US15 | 438 | 543 | 362 | 457 | 323 |

All trim available as ACA, ACB, or ECB. Additional lever designs are available for use with all plates.

Suggested retail prices effective January 1, 2025.

Notes

ENTRANCE HANDLESETS

Solid Brass or Stainless Steel Trim

OMNIA Entrance Handlesets, an unparalleled collection crafted with uncompromising quality, make for a grand entrance. The mortise lock offers the best security features to be had, and is available in several locking functions, with 2½" or 2¾" backsets. The tubular deadbolt handlesets are for use on doors with 5½" center-to-center holes, at 2¾" backset and 2¾" backset.



Whether modern, traditional or ornate in style, each and every OMNIA Entrance Handleset is beautifully designed and constructed of the finest materials. At OMNIA, design and safety are not exclusive from each other.

Certain models of OMNIA Metro and Urban Entrance Handlesets are available as OMNIA + level smart locks. See page 69 for details.




CLASSICO

AMAGANSETT

| | | Function | US3 SB | US15 | BAS D ETR | BPS |
|--|--|----------|------------------|------------------|------------------|------------------|
|  |  Interior | 340 | | | \$1,731 1,191 | \$1,847 1,243 |
| | | 059 | | \$1,588 1,183 | \$1,731 1,191 | \$1,847 1,243 |
| | | 251 | \$1,599 1,194 | \$1,599 1,194 | \$1,731 1,191 | \$1,847 1,243 |
| | | 260 | \$1,682 1,277 | \$1,682 1,277 | \$1,788 1,248 | \$1,910 1,306 |
| | | 305 | | | \$1,745 1,205 | \$1,861 1,257 |
| | | 309 | | | \$1,731 1,191 | \$1,847 1,243 |
| | | 331 | | | \$1,788 1,248 | \$1,910 1,306 |
| | | 332 | | | \$1,745 1,205 | \$1,861 1,257 |
| | | 425 | | | \$1,731 1,191 | \$1,847 1,243 |

GEORGICA

| | | Function | US3 SB | US15 | BAS D ETR | BPS |
|---|--|----------|------------------|------------------|----------------|------------------|
|  |  Interior | 251 | \$1,382 1,009 | \$1,382 1,009 | \$1,522 938 | \$1,632 1,029 |
| | | 059 | \$1,371 998 | | \$1,522 938 | \$1,632 1,029 |
| | | 260 | \$1,465 1,092 | \$1,465 1,092 | \$1,579 995 | \$1,695 1,092 |
| | | 305 | | | \$1,536 952 | \$1,646 1,043 |
| | | 309 | | | \$1,522 938 | \$1,632 1,029 |
| | | 331 | | | \$1,579 995 | \$1,695 1,092 |
| | | 332 | | | \$1,536 952 | \$1,646 1,043 |
| | | 340 | | | \$1,522 938 | \$1,632 1,029 |
| | | 425 | | | \$1,536 952 | \$1,646 1,043 |

Suggested retail prices effective January 1, 2025.

Stainless Steel Urban Tubular Deadbolt Handleset



URBAN

Tubular Deadbolt Lockset
5½" Center to Center

Interior Trim with 12 Lever

| Function* | US32D |
|-----------|-------|
| F | \$603 |
| PD | 297 |
| SDE | 216 |
| SDI | 88 |

+ SEE SMART MODEL PAGE 69

L.URBAN.F012 \$999
with Invisible
Smart Technology

Interior Trim with 43 Lever

| Function* | US32D |
|-----------|-------|
| F | \$654 |
| PD | 349 |
| SDE | 216 |
| SDI | 139 |



URBAN PVD

Tubular Deadbolt Lockset
5½" Center to Center

Interior Trim with 10 & 12 Lever

| Function* | BLACK |
|-----------|-------|
| F | \$723 |

+ SEE SMART MODEL PAGE 69

L.URBAN.F012 \$1,149
with Invisible
Smart Technology

Interior Trim with 22 Lever

| Function* | BLACK |
|-----------|-------|
| F | \$761 |

Interior Trim with 25 & 43 Lever

| Function* | BLACK |
|-----------|-------|
| F | \$831 |

*F = Panic-Proof PD = Pair Dummy SDE = Single Dummy Exterior SDI = Single Dummy Interior

Suggested retail prices effective January 1, 2025

Stainless Steel Metro Tubular Deadbolt Handleset



METRO

Tubular Deadbolt Lockset
5½" Center to Center

Interior Trim with 11 Lever



| Function* | US32D |
|-----------|-------|
| F | \$588 |
| PD | 262 |
| SDE | 188 |
| SDI | 81 |

Interior Trim with 12 Lever



| Function* | US32D |
|-----------|-------|
| F | \$588 |
| PD | 262 |
| SDE | 188 |
| SDI | 81 |

Interior Trim with 43 Lever



| Function* | US32D |
|-----------|-------|
| F | \$635 |
| PD | 309 |
| SDE | 188 |
| SDI | 128 |

+  SEE SMART MODEL PAGE 69

L.METRO.F043 \$999
with Invisible
Smart Technology

*F = Panic-Proof PD = Pair Dummy SDE = Single Dummy Exterior SDI = Single Dummy Interior

Suggested retail prices effective January 1, 2025.

HINGES

Solid Brass



Designed for medium-weight doors, of average and low-frequency usage, these solid brass hinges are suitable for both light commercial and residential installations. Ideal for use on wood or hollow metal doors and their corresponding frames, our hinges feature a stainless steel, rust-proof pin which is knurled at the top to prevent rising, yet is “free-floating” within the barrel of the hinge. The pin can be easily removed by unthreading each finial and tapping the pin upward. Each hinge set is shipped with standard button tips. Other finial designs are available and are compatible with all hinges regardless of size.

Solid Brass Hinges

985BB



SINGLE PIECE Pricing

985BB/4BTN

4" x 4" (open size)
ball bearing,
button tip hinge

| Gauge of Metal | No. of Screw Holes Per Hinge | No. of Hinges Per Box | US3 US10B US26 | US3A US14 US26D | US4 US15 US26 | US5A SB |
|----------------|------------------------------|-----------------------|----------------|-----------------|---------------|---------|
| .130 | 8 | 2 | | | \$67 | |

Please specify if machine screws are needed.



985BB/45BTN

4 1/2" x 4 1/2" (open size)
ball bearing,
button tip hinge

| | | | | | | |
|------|---|---|--|--|-------------|--|
| .134 | 8 | 2 | | | \$74 | |
|------|---|---|--|--|-------------|--|

Please specify if machine screws are needed.

Note: Doors equipped with closers should always have ball bearing hinges.

985



SINGLE PIECE Pricing

985/35BTN

3 1/2" x 3 1/2" (open size)
plain bearing,
button tip hinge

| Gauge of Metal | No. of Screw Holes Per Hinge | No. of Hinges Per Box | US3 US10B US26 | US3A US14 US26D | US4 US15 US26 | US5A SB |
|----------------|------------------------------|-----------------------|----------------|-----------------|---------------|---------|
| .123 | 6 | 2 | | | \$51 | |

Please specify if machine screws are needed.



985/4BTN

4" x 4" (open size)
plain bearing,
button tip hinge

| | | | | | | |
|------|---|---|--|--|-------------|--|
| .130 | 8 | 2 | | | \$60 | |
|------|---|---|--|--|-------------|--|

Please specify if machine screws are needed.



985/45BTN*

4 1/2" x 4 1/2" (open size)
plain bearing,
button tip hinge

| | | | | | | |
|------|---|---|--|--|-------------|--|
| .134 | 8 | 2 | | | \$69 | |
|------|---|---|--|--|-------------|--|

Please specify if machine screws are needed.

**Not available in US3A, US5A, US10B and US14 finishes.*

Note: Doors equipped with closers should always have ball bearing hinges.

985R (5/8" radius)



SINGLE PIECE Pricing

985R/35BTN

3 1/2" x 3 1/2" (open size)
5/8" radius corner, plain
bearing, button tip hinge

| Gauge of Metal | No. of Screw Holes Per Hinge | No. of Hinges Per Box | US3 US10B US15 US26 | US4 US14 US26 | US5 |
|----------------|------------------------------|-----------------------|---------------------|---------------|-------------|
| .093 | 6 | 2 | | | \$51 |



985R/4BTN

4" x 4" (open size)
5/8" radius corner, plain
bearing, button tip hinge

| | | | | | |
|------|---|---|--|--|-------------|
| .093 | 8 | 2 | | | \$60 |
|------|---|---|--|--|-------------|

Suggested retail prices effective January 1, 2025.

Solid Brass Finial Options



Steeple Crown Ball Acorn Urn

(PAIR Pricing)

**US3 US3A US4 US5A
US10B US14 US15
US26 US26D SB**

Product # Description



085/ACN2 Acorn Finial Pair

\$19



085/BAL2 Ball Finial Pair

\$19



085/CRN2 Crown Finial Pair

\$19



085/STP2 Steeple Finial Pair

\$19



085/URN2 Urn Finial Pair

\$19

Suggested retail prices effective January 1, 2025.

Solid Brass Cremone Bolts

432CR



Set includes a knob with 5" h x 1 1/2" w x 1/2" d cremone mechanism, a bottom rod of 40" and a top rod of 72", plus a set of three guides and two strikes. Specify either mortise, universal, or endpiece strike.

US3
\$369

123



Mortise Strike
US3
\$15

242



Guide or Endpiece Strike
US3
\$13

124



Universal Strike
US3
\$16

2057



Furnished with knob and 7 3/16" h x 1 1/2" w x 5/8" d cremone mechanism, a bottom rod of 40" and a top rod of 72", plus a set of four guides (two large and two small), and two strikes (one endpiece strike and one mortise strike).

US3
\$1,188



Guide or Endpiece Strike
US3
\$70



Large Guide
US3
\$116



123 Mortise Strike
US3
\$15

4100



Slide Bolt

| | US3 | SB |
|--|--------------|--------------|
| 4100/B 14 1/4" oa. 1" throw 1 3/4" w | \$383 | \$394 |
| 4100/D 10 5/8" oa. 1" throw 1 3/4" w | \$366 | \$378 |

Suggested retail prices effective January 1, 2025.

OMNIA

PRODUCT DATA
& HOW-TO-ORDER

MODERN Latchsets Product Data

Knob & Lever Latchsets

- Will fit 2 1/8" bore.
- For residential and commercial use.
Consult with OMNIA for commercial applications.
- 2 3/8" and 2 3/4" backsets available.
- Supplied for 2 3/8" backset and 1 3/8" door thickness unless otherwise specified.
- All lever latchsets meet ADA accessibility requirements.
- Each set consists of solid brass knobs or levers, concealed screw finished roses, metal thru-bolting rose cassette, latch, strike, dust box, faceplate, spindle, all necessary mounting screws, installation template and instructions.

Concealed Screw Roses

| | |
|-----------|---------------------------|
| Modern | 2 9/16" dia. x 3/8" proj. |
| Square | 2 9/16" sq. x 7/16" proj. |
| Modern 50 | 2" dia. x 3/8" proj. |
| Square 50 | 2" sq. x 3/8" proj. |

Tubular Latch Features

- All dimensions are standard to fit existing bores for replacement installations.
- Tough, non-rusting materials used throughout. Face covers and strikes are solid brass. No. 013 "T" strike supplied as a standard or No. 014 "Full Lip" strike as an option. No. 019 4 7/8" ASA strike also available (**add \$20 to cost of latchset**). Specify when ordering.
- Critical interior parts are made of solid brass.
- For over fifty-five years OMNIA's latches have been opening and closing millions of doors all around the world.
- 28° rotation to retract latch.



Knob Latches

| | |
|-----------|------------------------------------|
| 105KPA38: | 2 3/8" backset, passage knob latch |
| 105KPA34: | 2 3/4" backset, passage knob latch |
| 106KPR38: | 2 3/8" backset, privacy knob latch |
| 106KPR34: | 2 3/4" backset, privacy knob latch |

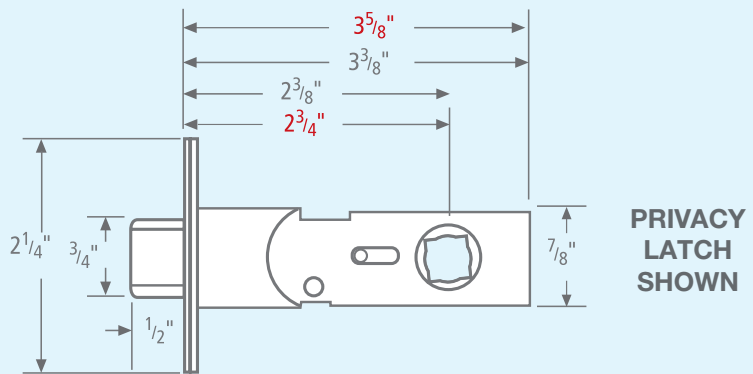
Lever Latches

| | |
|-----------|-------------------------------------|
| 105LPA38: | 2 3/8" backset, passage lever latch |
| 105LPA34: | 2 3/4" backset, passage lever latch |
| 106LPR38: | 2 3/8" backset, privacy lever latch |
| 106LPR34: | 2 3/4" backset, privacy lever latch |

The above part numbers should be used when ordering latch only. Specify finish of faceplate.

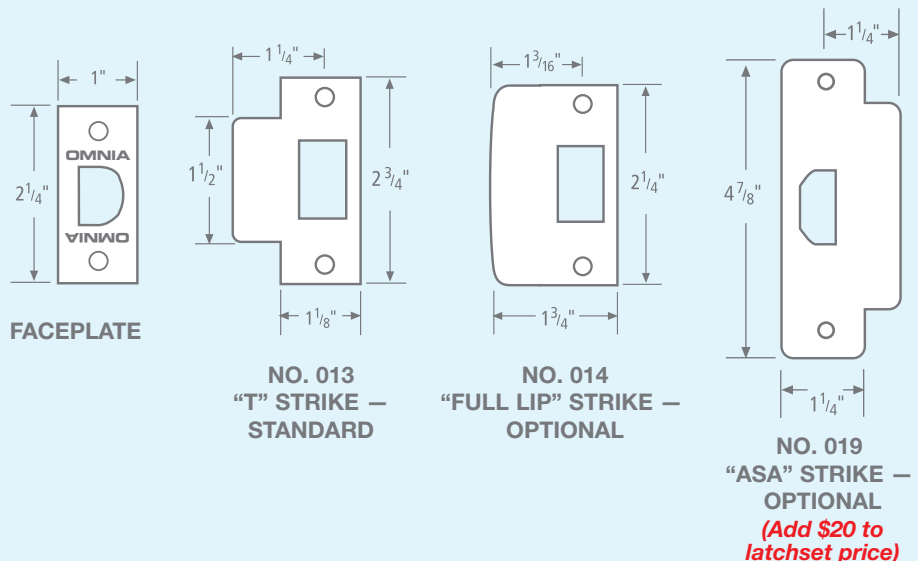


All OMNIA lever latchsets meet ADA accessibility requirements.



SPECIFY 2 3/8" OR 2 3/4" BACKSET.

DRAWINGS NOT TO SCALE



MODERN Latchsets Product Data

Functions

- **PA – Passage:** Latch operates by lever (or knob) from either side of door.
 - **PR – Privacy:** Latch operates by lever from either side of door. Push button on interior rose engages privacy; emergency release hole is on exterior rose. Turning inside lever will release privacy and retract latchbolt. For bathroom or bedroom.
 - **SD – Single Dummy:** Lever trim on one side of the door only. Surface mounted. For pair dummy, order two single dummies.
- (SEE PD & SD ILLUSTRATIONS ON PAGE 95)

Dummy applications not recommended for commercial use.

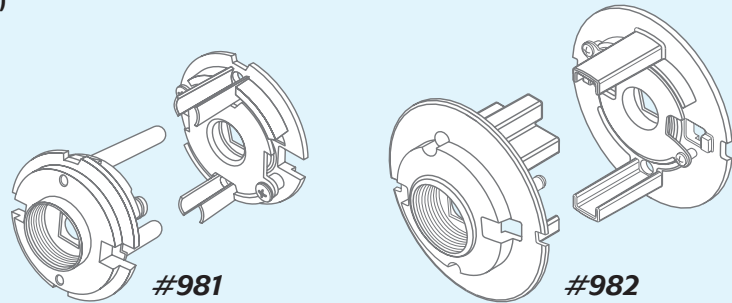
Latchset Components

- A – Door Knob/Lever (2)
- B – Set Screws (2)
- C – Nylon Threaded Washer (2)
- D – Finished Rose (2)
- Ea – Metal Spring Assist Sub-Rose
- Eb – Metal Spring Assist Sub-Rose
- F – Spindle (Teardrop groove positioned towards set screw)
- G – Tubular Latch
- H – Privacy Locking Block Machine Screw
- I – Privacy Locking Block Locking Stopper
- J – Privacy Locking Block
- K – Tubular Latch Faceplate
- L – Tubular Latch Strike Plate
- M – Tubular Latch Dust Box
- N – Thru-Bolt Machine Screws With Locking Washer (2)
- O – Privacy Locking Pin (For Privacy Only)
- P – Washer Installation Tool
- Q – Emergency Release Key

Sub-Rose Cassette Features

Metal sub-roses feature self-aligning thru-bolts. Spring-assisted outside and inside. Three spring tensions are available: Knob Strength, Lever Strength and Heavy Duty Lever Strength.

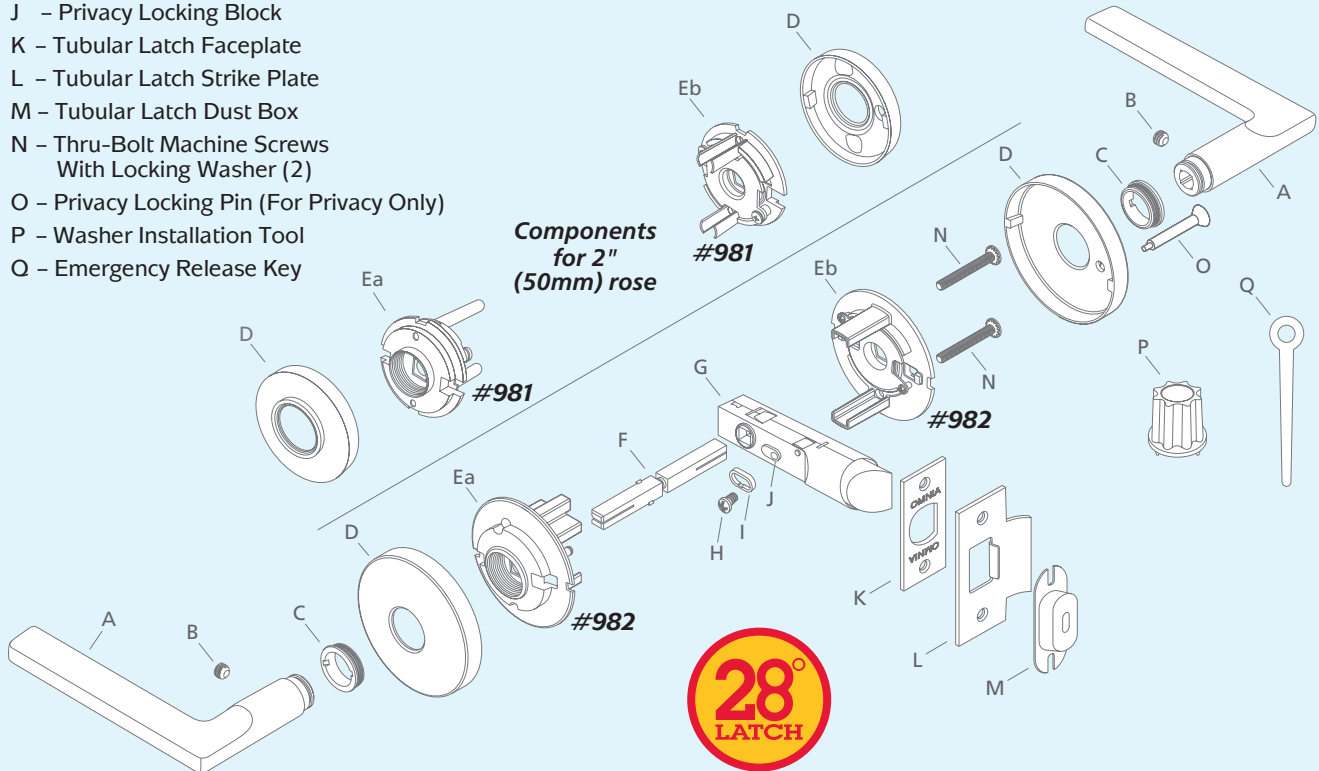
- #981/K Sub-Rose Cassette: Knob Strength Spring
- #981 Sub-Rose Cassette: Lever Strength Spring
- #982/K Sub-Rose Cassette: Knob Strength Spring
- #982 Sub-Rose Cassette: Lever Strength Spring
- #982/PD Sub-Rose Cassette: Pair Dummy



Component parts Ea and Eb as shown below for 2" (50mm) rose.

Component parts Ea and Eb as shown below.

DRAWINGS NOT TO SCALE



Components for 2" (50mm) rose



MODERN Latchsets Product Data

FOR PRODUCTS SHOWN ON PAGES 7-12.

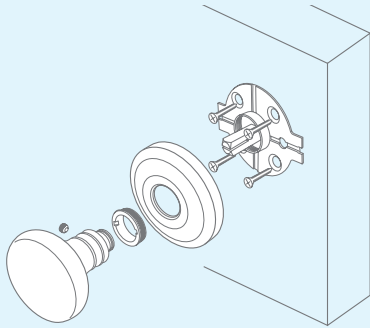
PRODUCT DATA

Roses

Single Dummy Rose

Surface Mounted, Concealed Screws

No screws are exposed. Shipped unassembled.

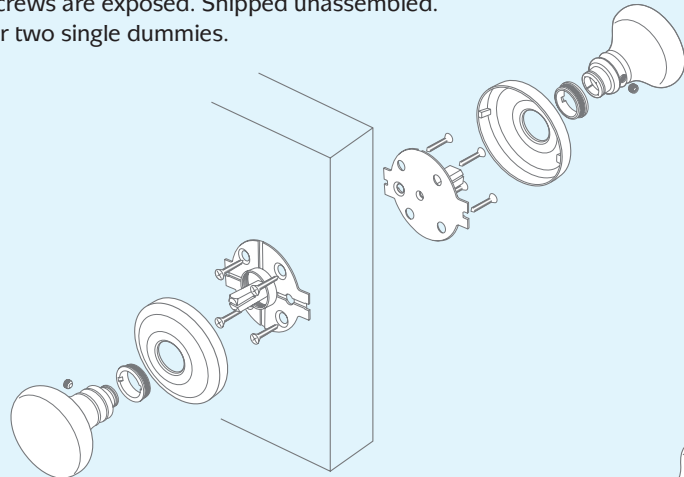


DRAWINGS NOT TO SCALE

Pair Dummy Rose Options

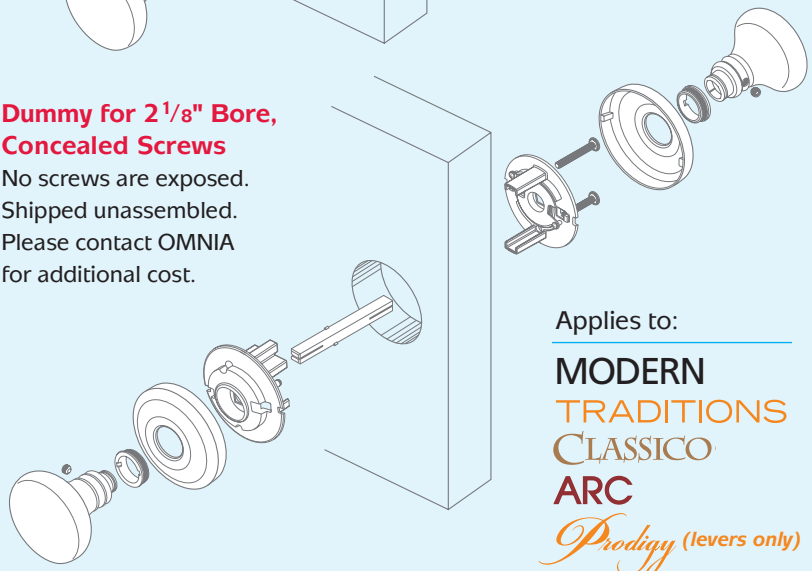
Surface Mounted, Concealed Screws

No screws are exposed. Shipped unassembled. Order two single dummies.



Dummy for 2 1/8" Bore, Concealed Screws

No screws are exposed. Shipped unassembled. Please contact OMNIA for additional cost.




Applies to:

MODERN
TRADITIONS
CLASSICO
ARC
Prodigy (levers only)

FINISH CODES




3
Polished Brass, Lacquered



10B
Black, Oil-Rubbed, Lacquered




14
Polished Nickel Plated, Lacquered



15
Satin Nickel Plated, Lacquered



26
Polished Chrome Plated



26D
Satin Chrome Plated

How to Order Modern

EXAMPLE:

PASSAGE/PRIVACY

All sets shipped standard for 2 3/8" backset and 1 3/8" door thickness and T strike.

| Design | Rose Option | Latch | Strike | Function | Finish |
|----------------------|--|--|---------------------------------------|------------------------------|--------------------------|
| 943 | M | 238 | T | PA | 15 |
| Lever or Knob Item # | M = Round S = Square M50 = 2" Round S50 = 2" Square | 238 = 2 3/8" Backset 234 = 2 3/4" Backset 0 = Single Dummy | T = "T" Strike F = Full Lip Strike | See Function Codes (Page 94) | See Finish Codes (Above) |

Product order number would be **943M/238T.PA15** or **943M/0.SD15** for a single dummy.

STAINLESS STEEL & PVD Latchsets

Product Data

Stainless Steel Latchsets

- Will fit 2 1/8" bore.
- 2 3/8" and 2 3/4" backsets available.
- Supplied for 2 3/8" backset and 1 3/8" door thickness unless otherwise specified.
- All lever latchsets meet ADA accessibility requirements.

Latch Features

- 28° retraction.
- 8 mm hub.
- Adjustable faceplate/armor plate for beveled doors.
- Built-in privacy feature with automatic release by inside lever or depression of latch nose.
- All dimensions are standard to fit existing bores for replacement installations.
- No. 013 "T" strike supplied as a standard or No. 014 "Full Lip" strike as an option at no extra charge. No. 019 4 7/8" ASA strike also available for an additional charge. Specify when ordering.

Concealed Screw Roses

Self-aligning, spring-assisted roses.

- 2 7/16" dia. x 3/8" proj. Shipped standard.
- 2 7/16" square x 3/8" proj. or 2" dia. x 7/16" proj. optional. (To achieve a privacy function with a 2" dia. rose, a separate mortise privacy bolt must be ordered.)

Functions

- **PA – Passage:** Latch operates by lever from either side of door. Uses 8 mm solid spindle.
- **PR – Privacy:** Latch operates by lever from either side. Push button on interior rose engages privacy; emergency release hole is on exterior rose. Turning inside lever will release privacy and retract latchbolt. For bathroom or bedroom. Uses 8 mm split spindle.
- **SD – Single Dummy:** Trim on one side of door only. For pair dummy, order two single dummies.

Passage Latches (8 mm hub)

107LPA38: 2 3/8" backset
Passage lever latch

107LPA34: 2 3/4" backset
Passage lever latch

Privacy Latches (8 mm hub)

108LPR38: 2 3/8" backset
Privacy lever latch

108LPR34: 2 3/4" backset
Privacy lever latch

The above part numbers should be used when ordering latches only.



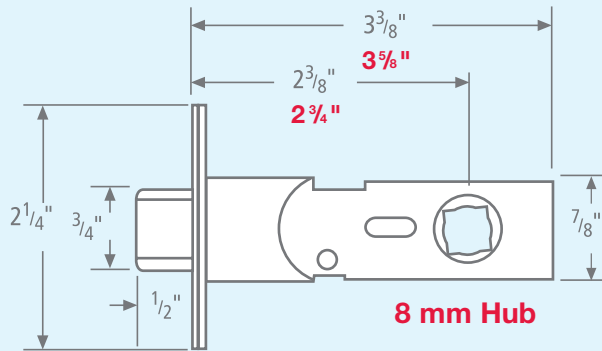
All OMNIA lever latchsets meet ADA accessibility requirements.

Finish Options

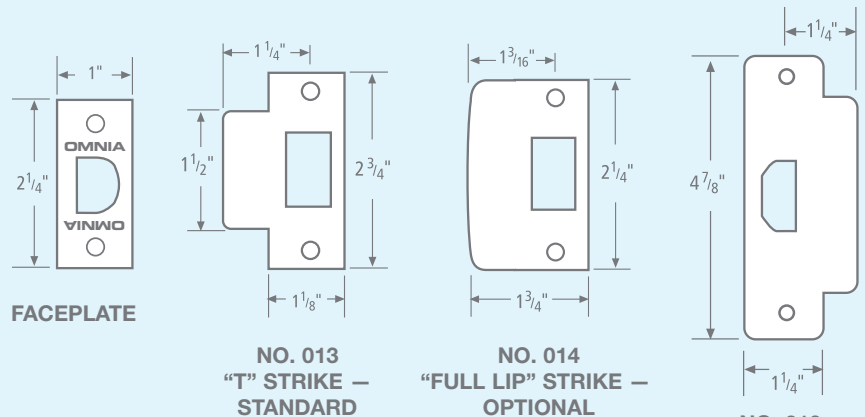
- US32** Polished Stainless Steel
- US32D** Satin Stainless Steel

Care of Product

OMNIA's Stainless Steel requires minimal attention and will not tarnish or corrode under normal circumstances. However, exposure to certain chemical or environmental conditions may promote surface oxidation. Please be aware that this is not a defect in the stainless steel but a reaction on the surface of the finish to the chemical environment which can be removed with stainless steel polish, or an abrasive pad.



SPECIFY 2 3/8" OR 2 3/4" BACKSET.



DRAWINGS NOT TO SCALE

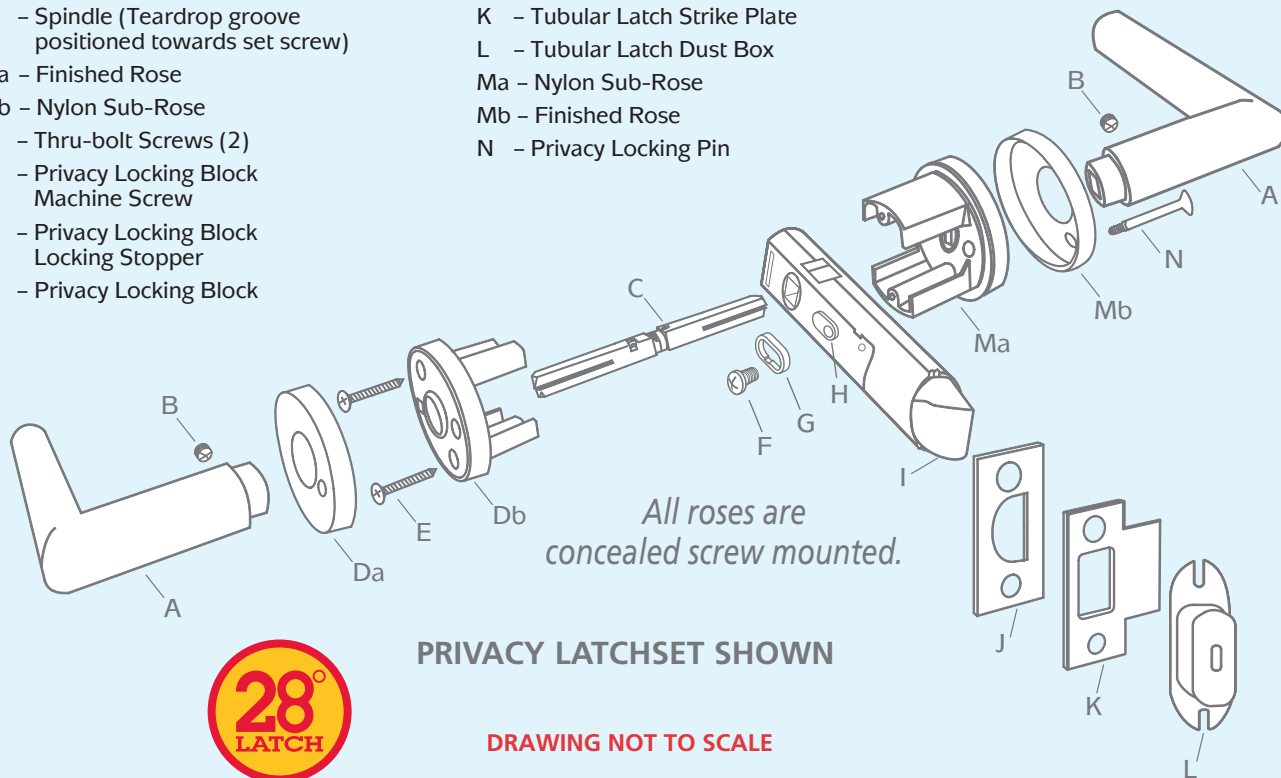
**NO. 019
"ASA" STRIKE –
OPTIONAL
(Add \$20 to
latchset price)**

STAINLESS STEEL & PVD Latchsets


Product Data

Latchset Component List


- A - Door Levers (2)
- B - Set Screws (2)
- C - Spindle (Teardrop groove positioned towards set screw)
- Da - Finished Rose
- Db - Nylon Sub-Rose
- E - Thru-bolt Screws (2)
- F - Privacy Locking Block Machine Screw
- G - Privacy Locking Block Locking Stopper
- H - Privacy Locking Block
- I - Tubular Latch
- J - Tubular Latch Faceplate
- K - Tubular Latch Strike Plate
- L - Tubular Latch Dust Box
- Ma - Nylon Sub-Rose
- Mb - Finished Rose
- N - Privacy Locking Pin



FINISH CODES



32
Polished
Stainless
Steel



32D
Satin
Stainless
Steel

How to Order Stainless Steel

EXAMPLE: PASSAGE/PRIVACY

All sets shipped standard for 2 3/8" backset and 1 3/8" door thickness and T strike.

| Design | Rose Option | Latch | Strike | Function | Finish |
|--------------|---|--|---------------------------------------|------------------------------|--------------------------|
| 12 | / | 238 | T | PA | 32D |
| Lever Item # | Only for: S = Square M52 = 2" Round | 238 = 2 3/8" Backset 234 = 2 3/4" Backset 0 = Single Dummy | T = "T" Strike F = Full Lip Strike | See Function Codes (Page 96) | See Finish Codes (Above) |

Product order number would be 12/238T.PA32D or 12/0.SD32D for a single dummy.

TRADITIONS Latchsets Product Data

Knob & Lever Latchset Tubular Latch Features

- Small roses will NOT fit 2 1/8" bore.
- For residential and commercial use. **Consult with OMNIA for commercial applications.**
- 2 3/8" (standard) and 2 3/4" backsets available.
- Supplied for 2 3/8" backset and 1 3/8" door thickness unless otherwise specified.
- All lever latchsets meet ADA accessibility requirements.
- Each set consists of solid brass knobs or levers, surface mounted roses, latch, strike, dust box, faceplate, spindle, all necessary mounting screws, installation template and instructions.

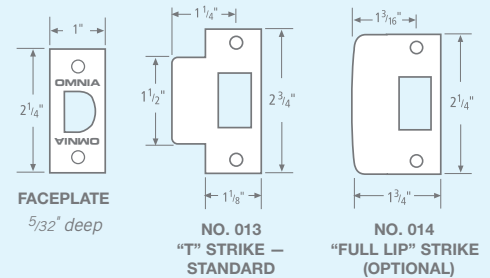
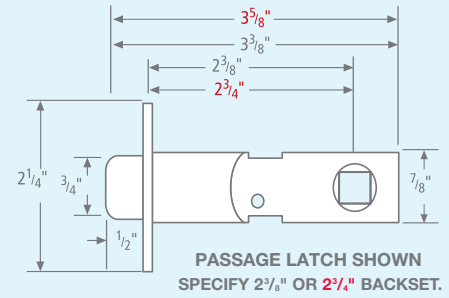


All OMNIA lever latchsets meet ADA accessibility requirements.

- 28° rotation to retract latch.
- Tough, non-rusting materials used throughout. Face covers and strikes are solid brass. No. 013 "T" strike supplied as a standard, or No. 014 "Full Lip" strike as an option. Specify when ordering.
- For over fifty-five years, OMNIA's latches have been opening and closing millions of doors all around the world.

Functions

- **PA – Passage:** Latch operates by knob or lever from either side of door.
- **PR – Privacy:** For sets with 1 3/4" and 2 3/16" dia. roses, a separate mortise privacy bolt must be ordered. Locks by privacy bolt with turnpiece on inside; emergency release on outside privacy rose.
- **SD – Single Dummy:** Trim on one side of door only. Surface mounted. Knob or lever with rose. For pair dummy, order two single dummies.



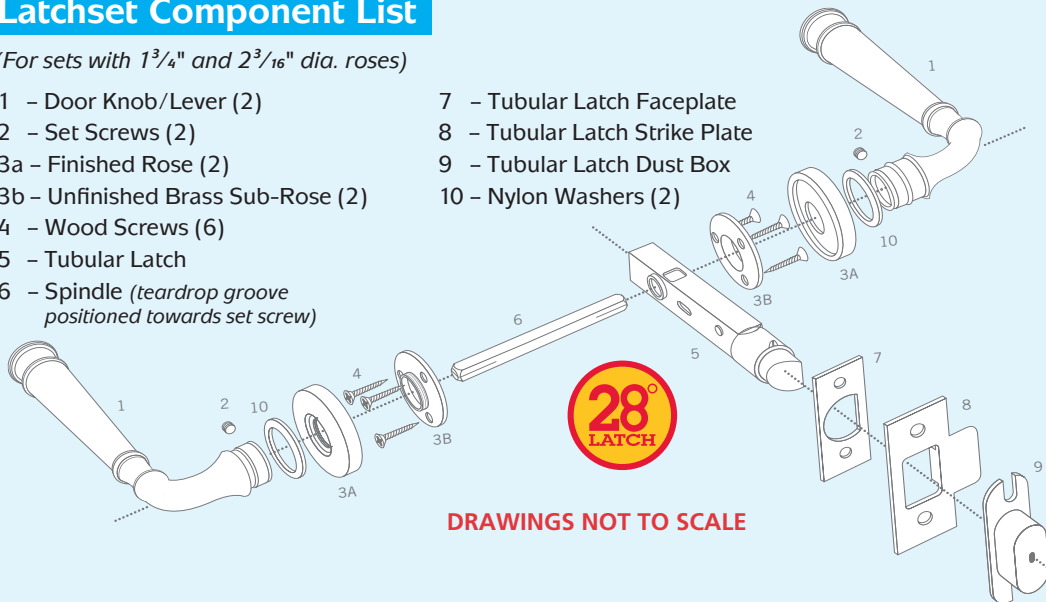
FINISH CODES

- 3** Polished Brass, Lacquered
- 3A** Polished Brass, Unlacquered
- 5A** Antique Bronze, Unlacquered
- 10B** Black, Oil-Rubbed, Lacquered
- 14** Polished Nickel Plated, Lacquered
- 15** Satin Nickel Plated, Lacquered
- 26** Polished Chrome Plated

Latchset Component List

(For sets with 1 3/4" and 2 3/16" dia. roses)

- 1 – Door Knob/Lever (2)
- 2 – Set Screws (2)
- 3a – Finished Rose (2)
- 3b – Unfinished Brass Sub-Rose (2)
- 4 – Wood Screws (6)
- 5 – Tubular Latch
- 6 – Spindle (teardrop groove positioned towards set screw)
- 7 – Tubular Latch Faceplate
- 8 – Tubular Latch Strike Plate
- 9 – Tubular Latch Dust Box
- 10 – Nylon Washers (2)



How to Order Traditions

EXAMPLE:

All sets shipped standard for 2 3/8" backset and 1 3/8" door thickness and T strike.

PASSAGE/PRIVACY

| Design | Rose Option | Handing | Door Thickness & Backset* | Strike* | Function | Finish |
|----------------------|--|-----------------------|---|---|----------------------------|--------------------------|
| 752 | / 00 | | A | F | PA | 3A |
| Lever or Knob Item # | 00 = Standard 45 = 1 3/4" Dia. 55 = 2 3/16" Dia. RT = Rectangle | R = Right L = Left | A = 1 3/8" x 2 3/4" B = 1 3/4" x 2 3/8" C = 1 3/4" x 2 3/4" | F = Full Lip Strike (Insert only if needed) | See Function Codes (Above) | See Finish Codes (Above) |

*If door is standard 1 3/8" x 2 3/8" then enter nothing for Door Thickness/Backset and Strike.

Product order number would be **752/00AF.PA3A** or **752/00.SD3A** for a single dummy.

ARC Latchsets Product Data

FOR PRODUCTS
SHOWN ON
PAGES 23-25.

PRODUCT DATA

Knob & Lever Latchset

- 2 3/8" (standard) and 2 3/4" backsets available.
- Supplied for 1 3/8" door thickness as standard. The minimum door thickness is 1 1/4"; the maximum door thickness is 2 1/2" (please specify).
- All lever latchsets meet ADA accessibility requirements.

Each set consists of solid brass knobs or levers, concealed screw finished roses, metal thru-bolting spring-assisted rose cassette, latch, strike, dust box, faceplate, spindle, all necessary mounting screws, installation template and instructions.



Latchsets with any of the smaller roses are available with a push-button privacy function just like the larger roses.

Tubular Latch Features

- 28° rotation to retract latch.
- Tough, non-rusting materials used throughout. Face covers and strikes are solid brass. No.013 "T" strike supplied as standard or No.014 "Full Lip" strike as an option. (Please specify.)
- Critical interior parts are made of solid brass.
- For over five decades, OMNIA's latches have been opening and closing millions of doors all around the world.

Functions

- **PA – Passage:** Latch operates by knob or lever from either side of door.
- **PR – Privacy:** Push pin provided for privacy inside room. Emergency release hole for outside room. Emergency release key also provided.
- **SD – Single Dummy:** Trim on one side of door only. Concealed screw roses for surface mounting. Knob or lever with rose. For pair dummy, order two single dummies.

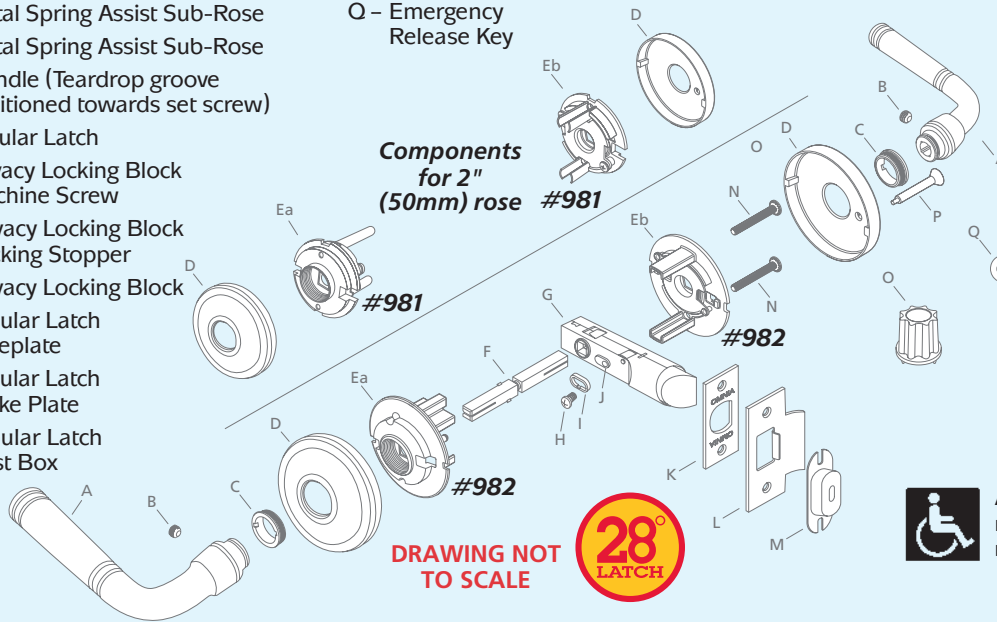
FINISH CODES



Latchset Component List

- A – Door Knob/Lever (2)
- B – Set Screw (2)
- C – Nylon Threaded Washer (2)
- D – Finished Rose (2)
- Ea – Metal Spring Assist Sub-Rose
- Eb – Metal Spring Assist Sub-Rose
- F – Spindle (Teardrop groove positioned towards set screw)
- G – Tubular Latch
- H – Privacy Locking Block Machine Screw
- I – Privacy Locking Block Locking Stopper
- J – Privacy Locking Block
- K – Tubular Latch Faceplate
- L – Tubular Latch Strike Plate
- M – Tubular Latch Dust Box

- N – Thru-Bolt Machine Screws With Locking Washer (2)
- O – Washer Installation Tool
- P – Privacy Locking Pin (Privacy ONLY)
- Q – Emergency Release Key



SMALL ROSES WILL NOT FIT 2 1/8" BORE.

ALL ROSES ARE CONCEALED SCREW MOUNTED.



All OMNIA lever latchsets meet ADA accessibility requirements.

How to Order ARC

EXAMPLE:

All sets shipped standard for 2 3/8" backset and 1 3/8" door thickness and T strike.

PASSAGE/PRIVACY

| Design | Rose Option | Rose Size | Latch | Strike | Function | Finish |
|---------------------|--|--------------------------|--|---------------------------------------|----------------------------|--------------------------|
| 751 | ML | 50 | 238 | F | PA | 15 |
| Lever or Knob Item# | BD = Beaded ED = Edged ML = Milled | 50 = 50 mm 67 = 67 mm | 238 = 2 3/8" Backset 234 = 2 3/4" Backset 0 = Single Dummy | T = "T" Strike F = Full Lip Strike | See Function Codes (Above) | See Finish Codes (Above) |

Product order number would be **751ML50/238F.PA15** or **751ML50/0.SD15** for a single dummy.

Prodigy Latchsets Product Data

Knob & Lever Latchsets

- 2³/₈" (standard) and 2³/₄" backsets available.
- Supplied for both 1³/₈" and 1³/₄" door thickness as standard. The minimum door thickness is 1¹/₄" and the maximum door thickness is 2¹/₂" (please specify).
- All lever latchsets meet ADA accessibility requirements.
- Each set consists of solid brass knobs or levers, thru-bolted rose mechanisms, finished rose covers, latch, strike, faceplate, spindle, all necessary mounting screws, installation template and instructions.

Tubular Latch Features

- 55° rotation to retract latch. (For knobs)
- 28° rotation to retract latch. (For levers)

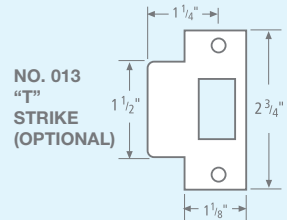
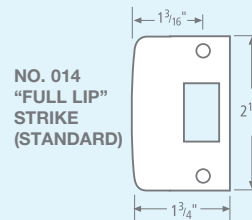
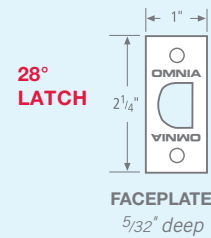
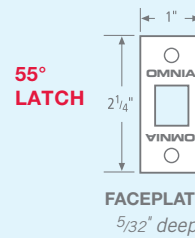
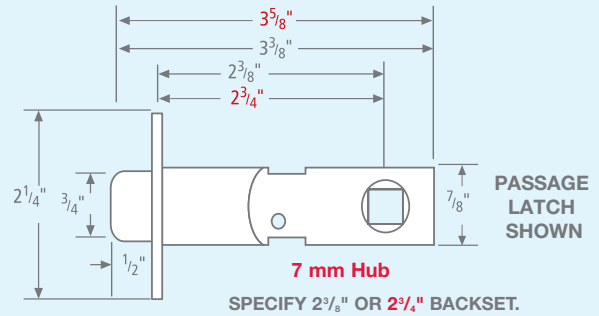
- Tough, non-rusting materials used throughout. Face covers and strikes are solid brass. No.014 "Full Lip" strike supplied as standard or No. 013 "T" strike as an option. (Specify.)
- For over fifty-five years, OMNIA's latches have been opening and closing millions of doors all around the world.

Functions

- **PA – Passage:** Latch operates by knob or lever from either side of door.
- **PR – Privacy:** Push pin provided for privacy inside room. Emergency release hole for outside room. Emergency release key also provided.
- **SD – Single Dummy:** Trim on one side of door only. Surface mounted. Knob or lever with rose. For pair dummy, order two single dummies.



All OMNIA lever latchsets meet ADA accessibility requirements.

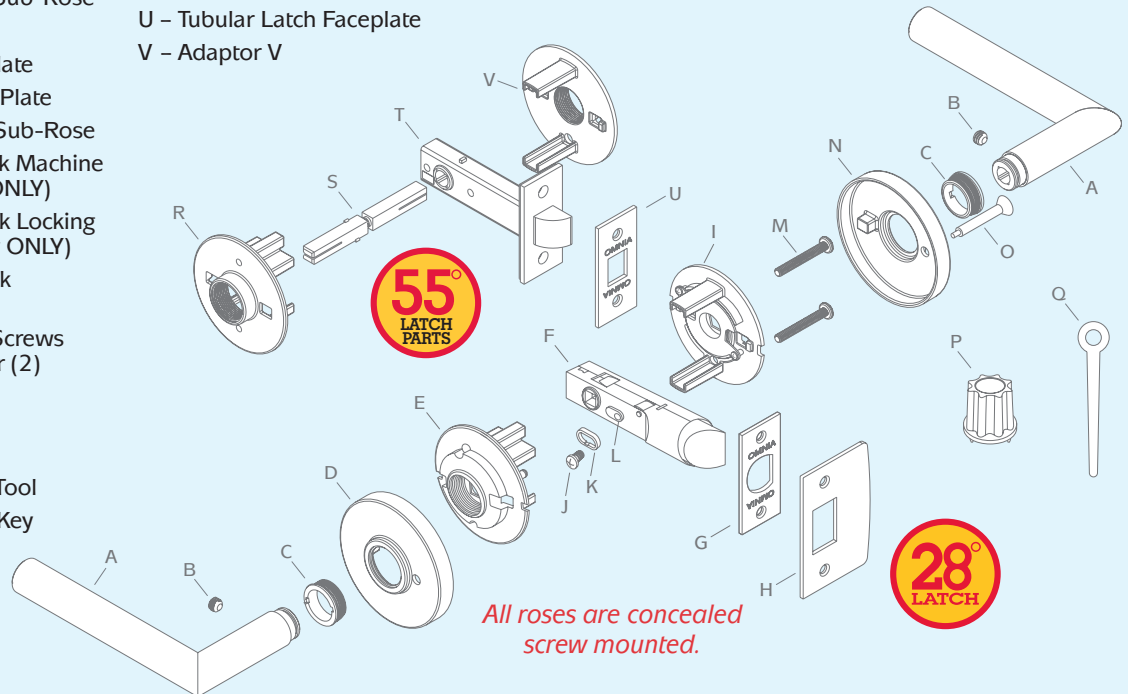


Latchset Component List

- A – Door Knob/Lever (2)
- B – Set Screws (2)
- C – Nylon Threaded Washers (2)
- D – Finished Rose
- E – Metal Spring Assist Sub-Rose
- F – Tubular Latch
- G – Tubular Latch Faceplate
- H – Tubular Latch Strike Plate
- I – Metal Spring Assist Sub-Rose
- J – Privacy Locking Block Machine Screw (For Privacy ONLY)
- K – Privacy Locking Block Locking Stopper (For Privacy ONLY)
- L – Privacy Locking Block (For Privacy ONLY)
- M – Thru-Bolt Machine Screws with Locking Washer (2)
- N – Finished Rose
- O – Privacy Locking Pin (For Privacy ONLY)
- P – Washer Installation Tool
- Q – Emergency Release Key

(55° Latch Parts)

- R – Adaptor R
- S – Spindle (Teardrop groove positioned towards set screw)
- T – Tubular Latch
- U – Tubular Latch Faceplate
- V – Adaptor V



DRAWINGS NOT TO SCALE

Prodigy Latchsets Product Data

FOR PRODUCTS SHOWN ON PAGES 26-29.

PRODUCT DATA

FINISH CODES




3
Polished Brass, Lacquered



3A
Polished Brass, Unlacquered*



US4
Satin Brass, Lacquered



5
Antique Brass, Lacquered**




10B
Black, Oil-Rubbed, Lacquered




14
Polished Nickel Plated, Lacquered



15
Satin Nickel Plated, Lacquered



26
Polished Chrome Plated



26D
Satin Chrome Plated***



TB
Tuscan Bronze, Lacquered

***3A** Only available for 434, 458, 565 & 955 with Traditional rose.

****5** Only available for 566, 936, 955 and 956.

*****26D** Only available for 912, 925, 930 & 935 with Modern, Rectangular or Square rose.

How to Order Prodigy

EXAMPLE: PASSAGE/PRIVACY

All sets shipped standard for 2 3/8" backset and 1 3/8" door thickness and Full Lip strike.

| Design | Rose Option | Levers Only* | Latch | Strike | Function | Finish |
|---------------------|---|--------------|--|---------------------------------------|-------------------------------|--------------------------|
| 895 | AR / | X | 238 | F | PA | 15 |
| Lever or Knob Item# | TD = Traditional MD = Modern AR = Arched RT = Rectangular SQ = Square | | 238 = 2 3/8" Backset 234 = 2 3/4" Backset | F = Full Lip Strike T = "T" Strike | See Function Codes (Page 100) | See Finish Codes (Above) |

*Also include an "X" when ordering knobs with a 28° latch.

Product order number would be **895AR/X238F.PA15**
or **895AR/R.SD15** for a single dummy.

CLASSICO Latchsets Product Data

Knob & Lever Latchsets

- 2³/₈" (standard) and 2³/₄" backsets available.
- Supplied for 2³/₈" backset and 1³/₈" door thickness unless otherwise specified.
- Rose diameters:
3265 (reeded) = 2⁷/₈" dia.
4320 (floral) = 2⁹/₁₆" dia.
- All lever latchsets meet ADA accessibility requirements.
- Each set consists of solid brass knobs or levers, thru-bolted rose mechanisms, finished rose covers, latch, strike, faceplate, spindle, all necessary mounting screws, installation template and instructions.

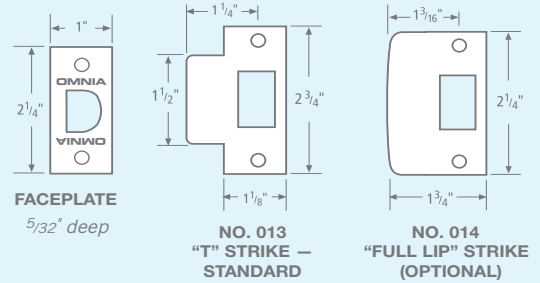
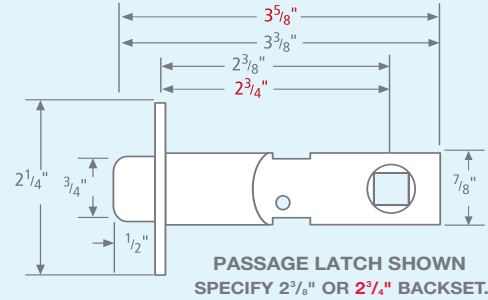
 All OMNIA lever latchsets meet ADA accessibility requirements.

Tubular Latch Features

- 28° to retract latch rotation.
- Tough, non-rusting materials used throughout. Face covers and strikes are solid brass. No. 013 "T" strike supplied as a standard or No. 014 "Full Lip" strike as an option. Specify when ordering.

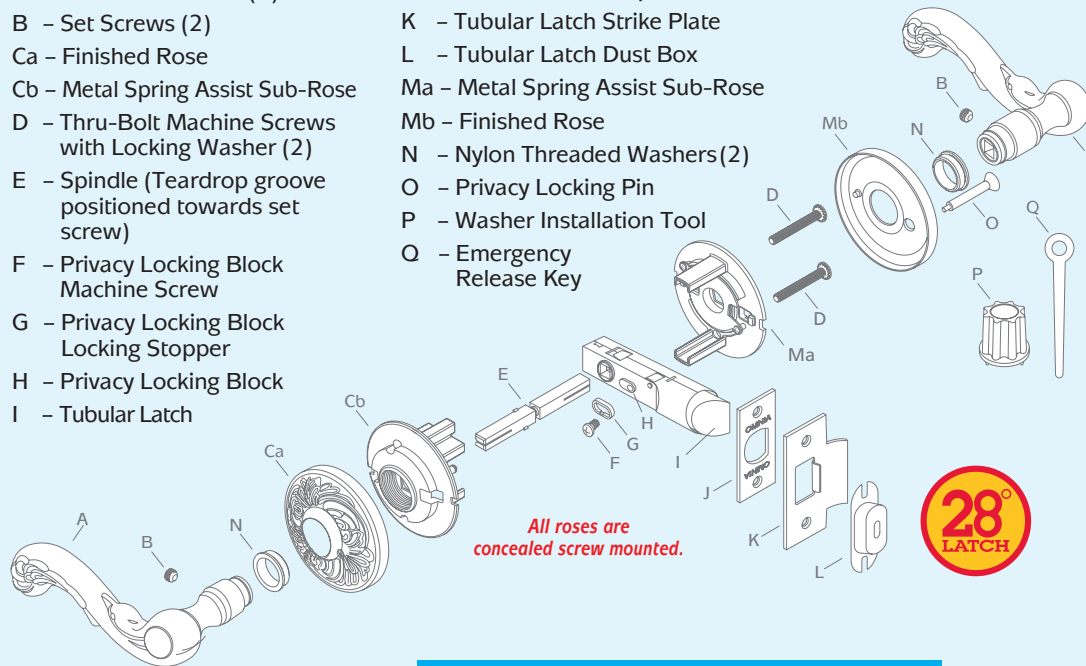
Functions

- **PA – Passage:** Latch operates by knob or lever from either side of door.
- **PR – Privacy:** Push pin provided for privacy inside room. Emergency release hole for outside room. Emergency release key also provided.
- **SD – Single Dummy:** Trim on one side of door only. Surface mounted. Knob or lever with rose. For pair dummy, order two single dummies.



Latchset Component List

- A – Door Knob/Lever (2)
- B – Set Screws (2)
- Ca – Finished Rose
- Cb – Metal Spring Assist Sub-Rose
- D – Thru-Bolt Machine Screws with Locking Washer (2)
- E – Spindle (Teardrop groove positioned towards set screw)
- F – Privacy Locking Block Machine Screw
- G – Privacy Locking Block Locking Stopper
- H – Privacy Locking Block
- I – Tubular Latch
- J – Tubular Latch Faceplate
- K – Tubular Latch Strike Plate
- L – Tubular Latch Dust Box
- Ma – Metal Spring Assist Sub-Rose
- Mb – Finished Rose
- N – Nylon Threaded Washers (2)
- O – Privacy Locking Pin
- P – Washer Installation Tool
- Q – Emergency Release Key



DRAWINGS NOT TO SCALE

FINISH CODES

- BAS**
Siena Brass, Lacquered
- BPS**
Venetian Nickel, Lacquered
- D**
Florentine Brass, Lacquered
- ETR**
Etruscan Bronze, Lacquered

How to Order Classico

EXAMPLE:

All sets shipped standard for 2³/₈" backset and 1³/₈" door thickness and T strike.

PASSAGE/PRIVACY

| Design | Rose Option | Latch | Strike | Thickness | Function | Finish |
|----------------------|----------------------------|--|---------------------------------------|--|----------------------------|--------------------------|
| 251 | FL / | 238 | T | 38 | PA | ETR |
| Lever or Knob Item # | FL = Floral RE = Reeded | 238 = 2 ³ / ₈ " Backset 234 = 2 ³ / ₄ " Backset | T = "T" Strike F = Full Lip Strike | 38 = 1 ³ / ₈ " 34 = 1 ¹ / ₄ " | See Function Codes (Above) | See Finish Codes (Above) |

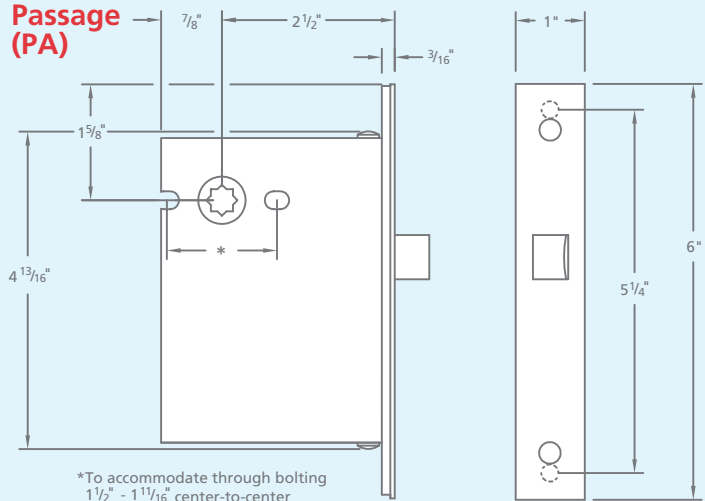
Product order number would be **251FL/238T38.PA.ETR** or **251FL/L.SD.ETR** for a single dummy.

Interior Mortise Locks Product Data

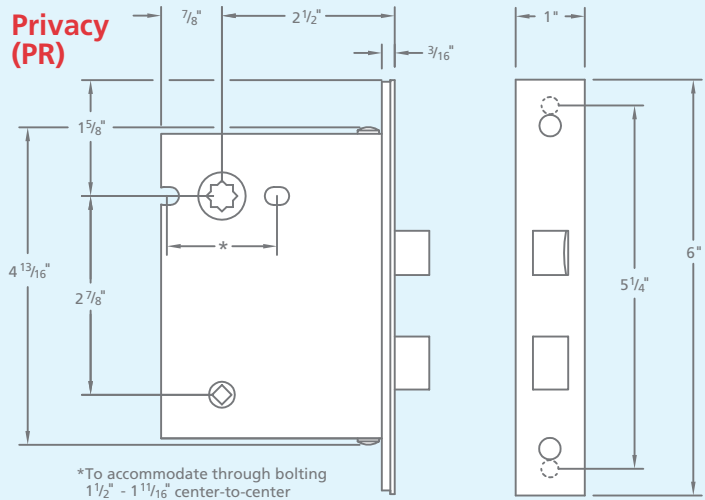
3500/3600 Series Specifications

Lever locks come standard with HUB ADJUST feature, to keep levers level.

- **Case:** 3/4" thick heavy gauge steel.
- **Armor Front:** Adjustable bevel. Made from brass, bronze or stainless steel.
- **Latch Bolt:** 7/16" throw. Brass or stainless steel for standard locks or magnetic latch locks.
- **Deadbolt:** 1/2" throw. Brass or stainless steel.
- **Thumbturn Hub:** 3/16" (5 mm) on the diamond.
- For interior doors.
- Passage and privacy functions available.
- 3500 (knob) and 3600 (lever) series with a vertical spacing of 2 7/8" between the lever and turnpiece.
- Standard lever high. Optional lever low (must specify).
- 2 1/2" standard backset (for door stiles starting at 3")
Other backsets available upon request.



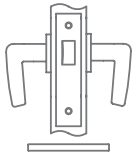
DRAWINGS NOT TO SCALE



Functions

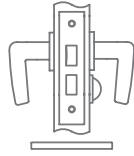
PA – Passage

Latchbolt operates by lever, either side.



PR – Privacy

Latchbolt operates by knob or lever, either side. Deadbolt operates by turnpiece inside and optional emergency key outside.



FINISH CODES

| FINISH | DESCRIPTION | CODE |
|--------|-----------------------------------|------|
| US3 | Polished Brass, Lacquered | 3 |
| US3A | Polished Brass, Unlacquered | 3A |
| US4 | Satin Brass, Lacquered | 4 |
| US5 | Antique Brass, Lacquered | 5 |
| US5A | Antique Bronze, Unlacquered | 5A |
| US10B | Black Oil-Rubbed, Lacquered | 10B |
| US14 | Polished Nickel Plated, Lacquered | 14 |
| US15 | Satin Nickel Plated, Lacquered | 15 |
| US26 | Polished Chrome Plated | 26 |
| US26D | Satin Chrome Plated | 26D |

How to Order Interior Mortise Locks

EXAMPLE:

| Design | Rose Option | Function | Handing | Finish |
|----------------------|--|---|-------------------------------------|-------------------------|
| 368 | M / IML | PA | R | 10B |
| Lever or Knob Item # | M = Round S = Square M50 = 2" Round S50 = 2" Square | (Interior Mortise Lock) PA = Passage PR = Privacy | L = Left-Handed R = Right-Handed | See Finish Codes (Left) |

Product order number would be **368M/IML.PA.R10B** or **368M/0.SD10B** for a single dummy.

| Design | Rose Option | Rose Size | Function | Handing | Finish |
|----------------------|--|--------------------------|---|-------------------------------------|-------------------------|
| 753 | ED | 50 / IML | PA | R | 4 |
| Lever or Knob Item # | BD = Beaded ED = Edged ML = Milled | 50 = 50 mm 67 = 67 mm | (Interior Mortise Lock) PA = Passage PR = Privacy | L = Left-Handed R = Right-Handed | See Finish Codes (Left) |

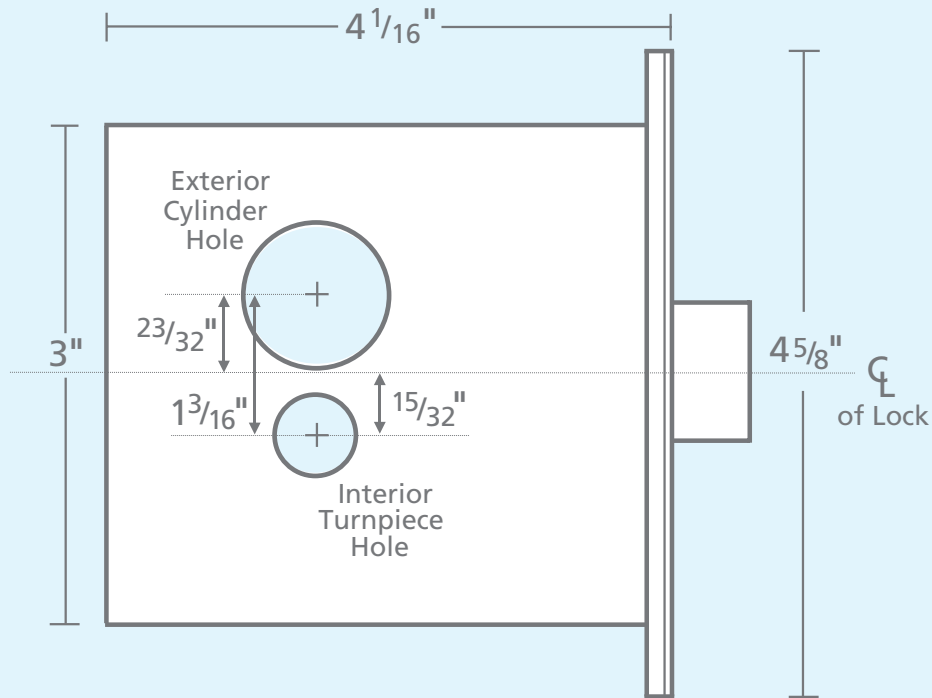
Specify lever high or lever low when ordering.

Product order number would be **753ED50/IML.PA.R4** or **753ED50/0.SD4** for a single dummy.

Mortise Deadlocks Product Data

Specifications

- **Backset:** Available with 2³/₄" backset standard. 2¹/₂" backset special order only.
- **Doors:** 1³/₄" thick with 4¹/₂" minimum stile as standard. For doors over 1³/₄" thick, please specify door thickness.
- **Case:** Heavy wrought steel with zinc dichromate finish for corrosion resistance. 4" w x 3" h
- **Front:** Adjustable armored steel front, with 1¹/₈" w x 4⁵/₈" h solid brass or stainless steel faceplate for all lock bodies.
- **Deadbolt:** 1" proj. x 5/8" thick x 1¹/₁₆" h full throw stainless steel.
- **Springs:** High carbon steel.
- **Strike:** Solid brass or stainless steel strike plate. 1¹/₈" w x 3¹/₂" h
- **Cylinder:** Solid brass from bar stock. Made in USA. Schlage® "C" keyway supplied as standard, with two OMNIA nickel silver keys. When applicable, cylinder collars are supplied with compression spring. Available on special orders with a variety of other keyways and key combinations.
- **Keying:** Specify Keyed Alike (KA) when needed. Master/Grand/Construction keying available at additional cost.



Auxiliary Deadbolts Product Data

Specifications

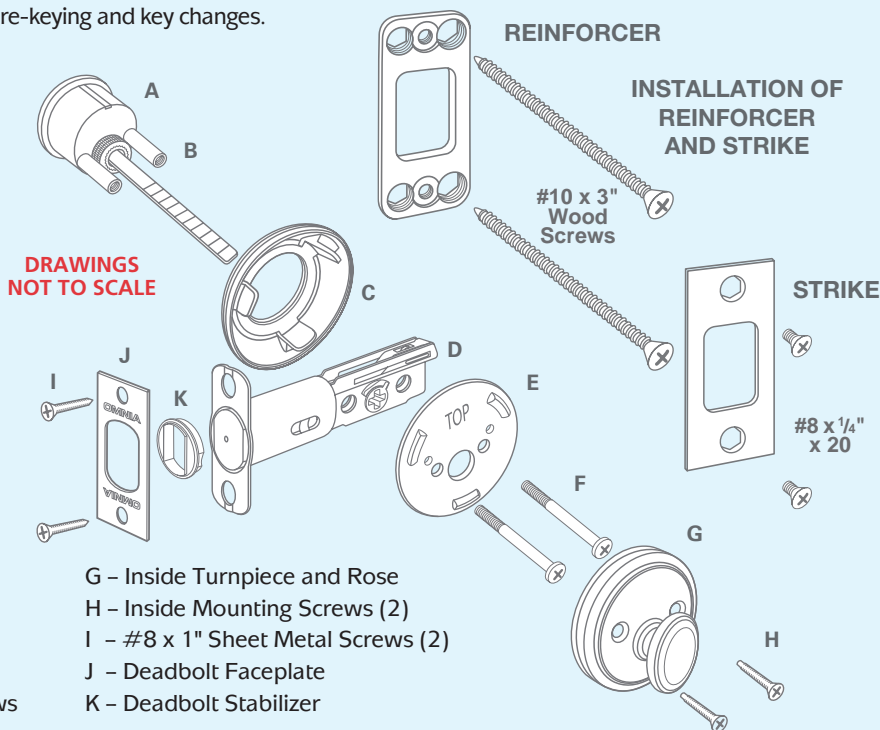
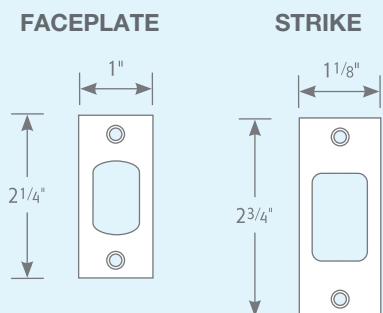
- Available in 2³/₈" or 2³/₄" backsets. Please specify backset at time of order.
- Available for 1³/₈" or 1³/₄" thick doors. Please specify door thickness at time of order. **For doors 2" thick or thicker, please call OMNIA for additional charges that may apply.**
- Suitable for most pre-existing bores for cylindrical locks.
- Supplied with Schlage® "C" keyway as a standard. Available on special order with a variety of other keyways and key combinations.
- Deadbolt employs a rim cylinder for ease of re-keying and key changes.

Lock Functions

- **A** – Activated by key outside and turnpiece inside.
- **AC** – Activated by key only from either side.
(For stainless steel auxiliary deadbolts only.)

Supplied With:

- 2³/₄" x 1¹/₈" x 3³/₁₆" armored strike reinforcement.
- All parts shown in schematics below.



Auxiliary Deadbolt Component List

Shown as "A" Function

- A – Rim Cylinder
- B – Standoffs
- C – Outside Collar
- D – Deadbolt Latch
- E – Inside Rim Cylinder Mounting Plate
- F – Rim Cylinder Hardened Thru-Bolt Screws
- G – Inside Turnpiece and Rose
- H – Inside Mounting Screws (2)
- I – #8 x 1" Sheet Metal Screws (2)
- J – Deadbolt Faceplate
- K – Deadbolt Stabilizer

FINISH CODES

| FINISH | DESCRIPTION | CODE |
|--------|-----------------------------------|------|
| US3 | Polished Brass, Lacquered | 3 |
| US3A | Polished Brass, Unlacquered | 3A |
| US4 | Satin Brass, Lacquered | 4 |
| US5 | Antique Brass, Lacquered | 5 |
| US5A | Antique Bronze, Unlacquered | 5A |
| US10B | Black Oil-Rubbed, Lacquered | 10B |
| US14 | Polished Nickel Plated, Lacquered | 14 |
| US15 | Satin Nickel Plated, Lacquered | 15 |
| US26 | Polished Chrome Plated | 26 |
| US26D | Satin Chrome Plated | 26D |
| US32D | Satin Stainless Steel | 32D |

| FINISH | DESCRIPTION | CODE |
|--------|-----------------------------|------|
| SB | Shaded Bronze, Lacquered | SB |
| TB | Tuscan Bronze, Lacquered | TB |
| BAS | Siena Brass, Lacquered | BAS |
| BPS | Venetian Nickel, Lacquered | BPS |
| D | Florentine Brass, Lacquered | D |
| ETR | Etruscan Bronze, Lacquered | ETR |
| PBL | PVD Black | PBL |
| PDB | PVD Dark Bronze | PDB |
| PSG | PVD Satin Gold | PSG |
| PTT | PVD Titanium | PTT |

How to Order Auxiliary Deadbolts

EXAMPLE:

Design
MODDB

Function
A

Door Thickness
34

Backset
38

Finish
26

A = Key Outside x Turnpiece Inside
AC = Key Both Sides (for Stainless Steel Auxiliary Deadbolt only)

38 = 1³/₈" Thick
34 = 1³/₄" Thick

38 = 2³/₈" Backset
34 = 2³/₄" Backset

See Finish Codes (Above)

Product order number would be **MODDBA34.38.26**

Mortise Locksets Product Data

Mortise & Deadbolt Solid Brass Backplates (except where noted)

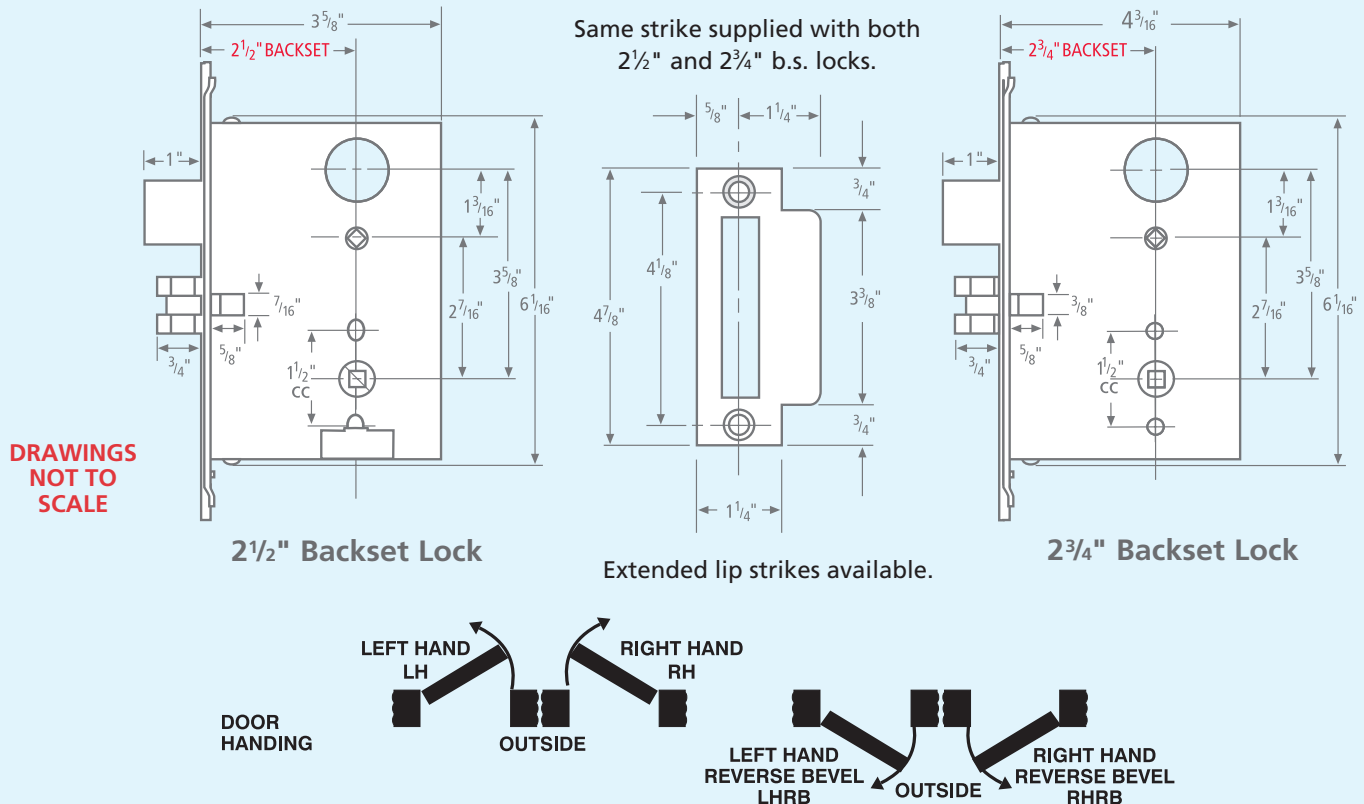
| | | | | | |
|---------------------|------------------------|--|---------------------|----------------------------|--|
| 1000 Series | Traditional Roses | 2 ⁵ / ₈ " diameter x 9 ⁹ / ₁₆ " | 12000 Series | Stainless Steel Backplates | 10 ⁹ / ₁₆ " x 2 ¹ / ₂ " x 5 ⁵ / ₁₆ " |
| 2000 Series | Modern Roses | 2 ⁹ / ₁₆ " diameter x 3 ³ / ₈ " | 24000 Series | Roped Backplates | 10 ⁵ / ₈ " x 2 ⁷ / ₁₆ " x 3 ³ / ₈ " |
| 2000S Series | Square Roses | 2 ⁹ / ₁₆ " square x 7 ¹ / ₁₆ " | 25000 Series | Beaded Backplates | 10 ⁵ / ₈ " x 2 ³ / ₈ " x 5 ⁵ / ₁₆ " |
| 4000 Series | Modern Backplates | 8 ¹ / ₄ " x 2" x 1 ¹ / ₄ " | 53000 Series | Ornate Backplates | 13 ⁷ / ₈ " x 2 ⁷ / ₈ " x 3 ³ / ₈ " |
| 11000 Series | Traditional Backplates | 10 ⁵ / ₈ " x 2 ³ / ₈ " x 5 ⁵ / ₁₆ " | 57000 Series | Ornate Backplates | 14" x 3" x 3 ³ / ₈ " |
| 12000 Series | Brass Backplates | 10 ⁹ / ₁₆ " x 2 ³ / ₈ " x 5 ⁵ / ₁₆ " | | | |

Mortise Locksets



Available with two backset options — 2¹/₂" or 2³/₄". Please specify when ordering.

- **Backset:** Available with two backset options: 2¹/₂" or 2³/₄". Please specify backset on order.
- **For Doors:** 1³/₄" thick as standard. For doors over 1³/₄" thick, please specify door thickness.
 - 2¹/₂" b.s.: with 3⁷/₈" minimum stile
 - 2³/₄" b.s.: with 4¹/₂" minimum stile
- **Case:** Heavy wrought steel with zinc dichromate finish for corrosion resistance.
 - 2¹/₂" b.s.: 3⁵/₈" x 6¹/₁₆" x 1⁵/₁₆"
 - 2³/₄" b.s.: 3¹⁵/₁₆" x 6¹/₁₆" x 1⁵/₁₆"
- **Front:** Adjustable armored steel front, with 8" x 1¹/₄" solid brass faceplate for all lock bodies. Finished to match trim.
- **Latchbolt:** Two-piece anti-friction design made from solid brass. Both lock bodies with 1" x 5⁵/₈" x 3³/₄" full throw.
- **Deadbolt:**
 - 2¹/₂" b.s.: 1³/₁₆" x 9⁹/₁₆" x 1" full throw solid brass with sawproof insert.
 - 2³/₄" b.s.: 1¹/₈" x 1¹/₂" x 1" full throw stainless steel.
- **Springs:** High carbon steel.
- **Strike:** Solid brass curved lip strike. 4⁷/₈" x 1¹/₄" x lip 1¹/₄" to center. Finished to match trim. Dust box supplied as standard. Extended lip strikes available.
- **Hand:** When ordering specify right or left hand, and reverse bevel if applicable. Reversing instructions available.
- **Cylinder:** Solid brass from bar stock. Made in USA. Schlage® "C" keyway supplied as a standard, with two OMNIA nickel silver keys. When applicable, cylinder collars are supplied with compression spring. Available on special order with a variety of other keyways and key combinations.
- **Keying:** Specify Keyed Alike (KA) when needed. Master / Grand / Construction keying available at additional cost.
- **Safety Standards:** 2¹/₂" and 2³/₄" b.s.: UL Listed 3 Hour (R13846). Grade 1 certified to ANSI/BHMA A156.13.2005 standard — exceeding 5 million cycles at independent third party test facility.



Mortise Locksets Product Data

Mortise Locksets

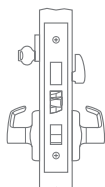
Available with two backset options — 2½" or 2¾". Please specify when ordering.

All lever entry sets provide a lever outside and a lever inside with matching rose or backplate. If the outside trim is a lever with plate, the inside trim will match. If the outside trim is a lever with rose, the inside trim will be a lever with rose. The same is true for sets employing knobs. For additional trim options, see our Latchsets section.

Functions

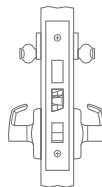
A – Standard Entry ANSI# F08

Latchbolt operates by knob or lever from either side except when outside trim is locked by stopbutton; then opens by key outside, by knob or lever inside. Deadbolt activated by key outside and by turnpiece inside.



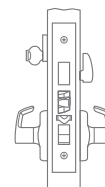
AC – Double Cylinder Entry

Latchbolt operates by knob or lever from either side except when outside trim is locked by stopbutton; then opens by key outside, by knob or lever inside. Deadbolt activated only by key from either side.



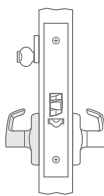
F – Panic-Proof Entry ANSI# F12

Latchbolt operates by knob or lever from either side except when outside trim is locked by stop button. Deadbolt activated by key outside and turnpiece inside. Turning of inside knob or lever will retract both deadbolt and latchbolt at the same time.



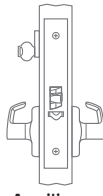
EW – Storeroom ANSI# F07

Latchbolt operates by knob or lever inside and by key outside. The outside knob or lever is rigid. Auxiliary latchbolt deadlocks latchbolt.



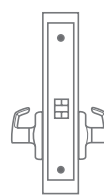
J – Classroom ANSI# F05

Latchbolt operates by knob or lever either side except when outside knob or lever is locked or unlocked by key in the cylinder. Auxiliary latchbolt deadlocks latchbolt.



N – Passage

Latchbolt operates by knob or lever either side.



L – Privacy ANSI# F02

Latchbolt operates by knob or lever either side. Deadbolt by turnpiece inside and emergency key outside. Turning of inside knob or lever will retract both deadbolt and latchbolt at the same time.



Additional lock functions are available, including electrification. Please contact OMNIA for pricing and availability.

Commercial Installations: Please specify when ordering locksets for commercial use. Dummy applications are *not* recommended for commercial use.

Made
In
U.S.A.



All OMNIA lever latchsets meet ADA accessibility requirements.

Sectional Trim Mortise Locksets

When ordering mortise locksets with sectional trim, please note: Locks in the **1000 Series**, will be supplied with the rose as shown with that specific model knob or lever in the Latchset section of this catalog (traditional, beaded, ornate or roped). Locks in the **2000 Series**, will be supplied with the modern rose as shown with that specific knob or lever in the Latchset section of this catalog. Locks in the **2000S Series** will be supplied with the square rose as shown below.

1000 Series



2000 Series



2000S Series



Mortise Locksets Product Data

FINISH CODES

| FINISH | DESCRIPTION | ORDERING CODE |
|--------|-----------------------------------|---------------|
| US3 | Polished Brass, Lacquered | 1 |
| US3A | Polished Brass, Unlacquered | 3A |
| US4 | Satin Brass, Lacquered | US4 |
| US5 | Antique Brass, Lacquered | 5 |
| US5A | Antique Bronze, Unlacquered | 5A |
| US10B | Black Oil-Rubbed, Lacquered | 10B |
| US14 | Polished Nickel Plated, Lacquered | 14 |
| US15 | Satin Nickel Plated, Lacquered | 15 |
| US26 | Polished Chrome Plated | 2 |
| US26D | Satin Chrome Plated | 3 |
| US32D | Satin Stainless Steel | 32D |
| SB | Shaded Bronze, Lacquered | 4 |
| BAS | Siena Brass, Lacquered | BAS |
| BPS | Venetian Nickel, Lacquered | BPS |
| D | Florentine Brass, Lacquered | D |
| ETR | Etruscan Bronze, Lacquered | ETR |
| PBL | PVD Black | PBL |
| PDB | PVD Dark Bronze | PDB |
| PSG | PVD Satin Gold | PSG |
| PTT | PVD Titanium | PTT |

How to Order Mortise Locksets

EXAMPLE: ACTIVE

| Plate | Design | Function | Backset | Handing | Finish |
|---|----------------------|----------------------------------|--|-------------------------------------|--------------------------|
| 11 | 055 | A | 00 | L | 15 |
| Product Series # (example: 11000 = 11) | Lever or Knob Item # | See Function Codes (Page 107) | 00 = 2¾" Backset 0025 = 2½" Backset | L = Left-Handed R = Right-Handed | See Finish Codes (Above) |

Product order number would be **11055A00L15** or **11055SD00L15** for a single dummy.

For doors over 1¾" thick, please specify door thickness.
For doors 2" thick or thicker, please call OMNIA for additional charges that may apply.

Deadbolt Locksets Product Data

Tubular Deadbolt with Mortise Cylinder

- Available with backset of 2³/₈" or 2³/₄".
- Supplied for 2³/₈" backset and 1³/₄" door thickness unless otherwise specified.
- Fits narrow stiles of less than 4".
- For 2³/₈" backset, stile width can be as narrow as 3⁵/₈".
- For 2³/₄" backset, stile width can be as narrow as 4".
- Suitable for most pre-existing bores for cylindrical locks.
- Full 1" throw deadbolt.
- Supplied with Schlage® "C" keyway as a standard. Available on special order with a variety of other keyways and key combinations.
- Deadbolt employs standard mortise cylinder for ease of re-keying and key changes.

Finish Codes

Deadbolt locksets are available in the same finishes as our Mortise Locksets. See page 108 for Finish Codes grid.

Tubular Latch Features

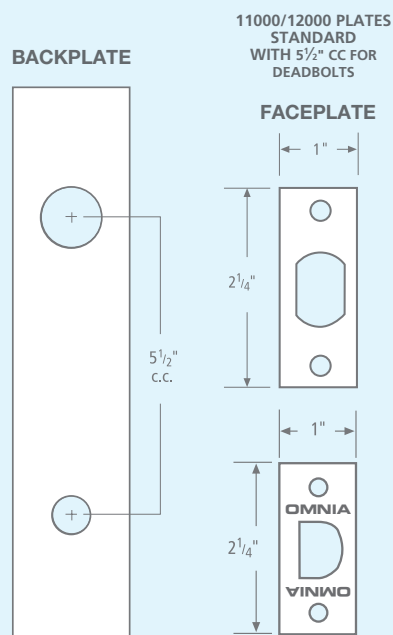
- All dimensions are standard for most replacement installations.
- Tough, non-rusting materials used throughout. Face covers and strikes are solid brass.
- Critical interior parts are made of solid brass.
- For over fifty-five years OMNIA's latches have been opening and closing millions of doors all around the world.

Specify either 2³/₈" or 2³/₄" backset.

Functions

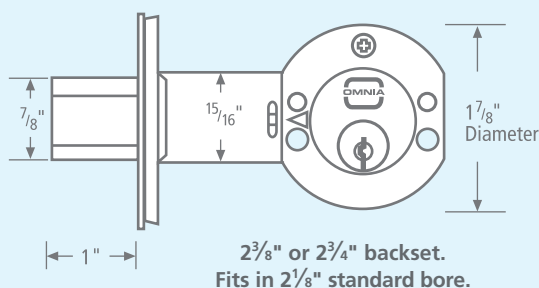
- **A – Standard Deadbolt Locksets:** Latchbolt operates by knob or lever from either side. Deadbolt activated by key outside and turnpiece inside.
- **AC – Double Cylinder Deadbolt Locksets:** Latchbolt operates by knob or lever from either side. Deadbolt activated only by key from either side.

Auxiliary deadbolt kits (with collar) are also available. See pages 41-43.

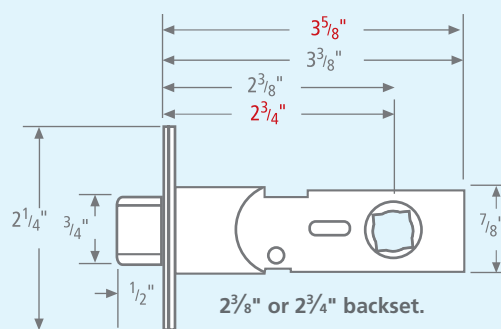


DRAWINGS NOT TO SCALE

HIGH SECURITY DEADBOLT



HEAVY DUTY TUBULAR LATCH



How to Order Deadbolt Locksets

EXAMPLE:

| | Plate | Design | Function | Center-to-Center* | Backset | ACTIVE Finish |
|---------------------|----------|----------------------|---|--|--|-----------------------------|
| D | 11 | 055 | A | 55 | 34 | 15 |
| (For all Deadbolts) | Series # | Lever or Knob Item # | A = Key Outside x Turnpiece Inside AC = Key Both Sides | 00 = 3 ⁵ / ₈ " C.C. 55 = 5 ¹ / ₂ " C.C. | 38 = 2 ³ / ₈ " Backset 34 = 2 ³ / ₄ " Backset | See Finish Codes (Page 108) |

* 11000 & 12000 plates only available with 5¹/₂" center-to-center. 24000 & 25000 plates only available with 3⁵/₈" center-to-center.

Product order number would be **D11055A55.34.15** or **D11055SD55L15** for a single dummy.

OMNIA + level Product Data

Level Bolt Technical Specifications

- **Sizes:** 2 3/4" or 2 3/8" backset (Level Bolt has an adjustable backset)
- **Power requirements:** 1 CR2 lithium 3-volt battery
- **Battery life:** 1 year (under typical conditions)
- **Audio:** multi-tone chimes
- **Wireless:** Bluetooth Low Energy
- **Operating temperature:** -20° to 60° C
- **Weather resistance:** IPX4 water resistance
- **Testing:** testing to ANSI grade 1/A standards
- **Languages:** English
- **Requirements:** iOS or Android device
- **Remote connectivity:** Apple HomeKit and Amazon Sidewalk

Auxiliary Deadbolt

- Will work on 1 3/4" thick doors or thicker.

Deadbolt with Plate

- Will work on 1 3/8" thick doors or thicker.

FINISH CODES

| FINISH | DESCRIPTION | ORDERING CODE |
|--------|-----------------------------------|---------------|
| US3 | Polished Brass, Lacquered | 3 |
| US3A | Polished Brass, Unlacquered | 3A |
| US4 | Satin Brass, Lacquered | 4 |
| US5A | Antique Bronze, Unlacquered | 5A |
| US10B | Black, Oil-Rubbed, Lacquered | 10B |
| US14 | Polished Nickel Plated, Lacquered | 14 |
| US15 | Satin Nickel Plated, Lacquered | 15 |
| US26 | Polished Chrome Plated | 26 |
| US26D | Satin Chrome Plated | 26D |
| US32D | Satin Stainless Steel | 32D |
| PBL | PVD Black | PBL |
| PDB | PVD Dark Bronze | PDB |
| PSG | PVD Satin Gold | PSG |
| PTT | PVD Titanium | PTT |

How to Order OMNIA + level Products

EXAMPLE of SMART AUXILIARY DEADBOLT:

| | Design | Function | Door Thickness | Finish |
|--|----------------------------------|---|---------------------------|---------------------------------|
| L | TRADDB | A | 134 | 26 |
| <i>Supplied with Level Bolt Smart Lock</i> | <i>Auxiliary Deadbolt Item #</i> | <i>A = Key Outside x Turnpiece Inside</i> | <i>134 = 1 3/4" Thick</i> | <i>See Finish Codes (Above)</i> |

Product order number would be **L.TRADDBA134.26**

EXAMPLE of SMART DEADBOLT LOCKSETS WITH PLATE:

| | Plate | Design | Function | Backset | Strike | Finish | |
|--|-----------------|--|-----------------------------|---|--|---|---------------------------------|
| L | D | 12 | 943 | 238 | T | 15 | |
| <i>Supplied with Level Bolt Smart Lock</i> | <i>Deadbolt</i> | <i>11 = 11000 Plate 12 = 12000 Plate</i> | <i>Lever or Knob Item #</i> | <i>A = Key Outside x Turnpiece Inside</i> | <i>238 = 2 3/8" Backset 234 = 2 3/4" Backset</i> | <i>T = "T" Strike F = Full Lip Strike</i> | <i>See Finish Codes (Above)</i> |

Product order number would be **L.D12943A.238T.15**

EXAMPLE of SMART ENTRANCE HANDLESET:

| | Design | Function | Design | Backset | Strike | Finish |
|--|-----------------------|---|---------------------|--|---|---------------------------------|
| L | URBAN | F | 12 | 238 | F | 32D |
| <i>Supplied with Level Bolt Smart Lock</i> | <i>Metro or Urban</i> | <i>F = Panic Proof Entry (Key Outside x Turnpiece Inside)</i> | <i>Lever Item #</i> | <i>238 = 2 3/8" Backset 234 = 2 3/4" Backset</i> | <i>T = "T" Strike F = Full Lip Strike</i> | <i>See Finish Codes (Above)</i> |

Product order number would be **L.URBAN.F12.238F.32D**

Narrow Backset Locksets

Product Data

Narrow Backset Mortise Lock Specifications

- **Backsets:** Available with two backset options – 1 1/2" and 2". Other backset options available. Please specify when ordering. Available for levers only. Specify right hand or left hand. Not reversible.

Solid Brass Backplates

- 60000 Series** 1 17/16" x 1 3/4" x 1/4" proj.
- 64000 Series** 8 1/4" x 2" x 1/4" proj.
- 65000 Series** 9 1/2" x 1 9/16" x 3/8" proj.

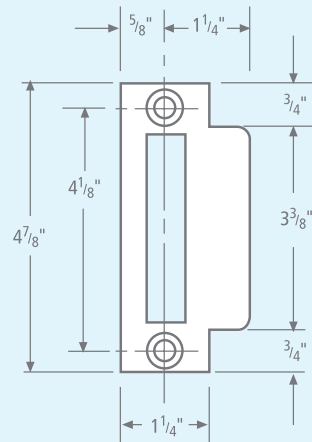
Case: Heavy gauge plated steel.

- 1 1/2" b.s.: 6 1/16" x 2 5/16" x 3/4"
- 2" b.s.: 6 1/16" x 2 13/16" x 3/4"

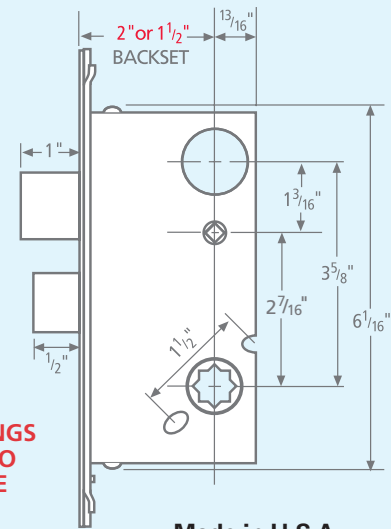
Accommodates thru-bolted roses.

- **Front:** Adjustable armored steel front, with 8" x 1 1/4" solid brass faceplate for both bodies. Finished to match trim.
- **Latchbolt:** Solid brass with 1/2" x 1" x 1/2" throw.
- **Deadbolt:** Solid brass with 1/2" x 3/4" x 1" throw.
- **Strike:** Solid brass curved lip strike. 4 7/8" x 1 1/4" x lip 1 1/4" to center. Finished to match trim. Dust box

Same strike supplied with both 1 1/2" & 2" b.s. locks.



Extended lip strikes are available.



DRAWINGS NOT TO SCALE

Made in U.S.A.

supplied as standard. Extended lip strikes available.

- **Cylinder:** Solid brass from bar stock. Made in USA. Schlage® "C" keyway supplied as a standard, with two OMNIA nickel silver keys. When applicable, cylinder collars are supplied with compression spring.

Available on special order in a variety of keyways and key combinations.

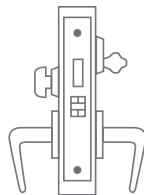
- **Keying:** Specify Keyed Alike (KA) when needed. Master / Grand / Construction Keying available at additional cost.

Functions

B – Entry

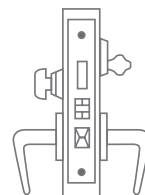
Shipped Standard

Latchbolt by lever either side. Deadbolt by key outside and turnpiece inside. No locking rocker switch; hubs always operable.



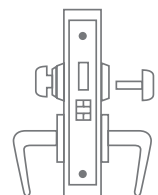
A – Single Cylinder

Latchbolt by lever either side except when outside lever is locked by the rocker switch in the front; then by key outside, lever inside. Deadbolt by key outside and turnpiece inside.



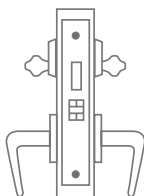
L – Privacy

Latchbolt by lever either side. Deadbolt by turnpiece inside and emergency key outside.



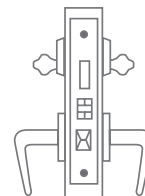
BAC – Entry Double Cylinder

Latchbolt by lever either side. Deadbolt by key either side. No locking rocker switch; hubs always operable.



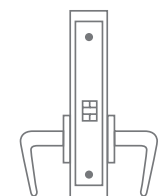
AC – Double Cylinder

Latchbolt by lever either side except when the outside lever is locked by the rocker switch in the front; then by key outside, lever inside. Deadbolt by key either side.



N – Passage

Latchbolt by lever either side.



How to Order Narrow Backset Locksets

EXAMPLE:

Plate
60

Series #

Design
231

Lever Item #

Function
A

See Function Codes Above

Backset
15

15 = 1 1/2" Backset
20 = 2" Backset

Handing
L

L = Left-Handed
R = Right-Handed

ACTIVE

Finish
I

See Finish Codes (Page 108)*

*See individual product entries for available finishes.

Product order number would be **60231A15L1** or **60231SD00L1** for a single dummy.

Pocket Door Hardware Product Data

(For Items 7012, 7035, 7036, 7037 and 7039)

Pocket Door Lockset Specifications

- **Backset:** 2 1/2"
- **For Door Thickness:** 1 3/4" thick as a standard, adjustable for 1 3/8" thick. For doors thicker than 2 1/4", contact customer service for availability and additional cost. **(7012 can only be used on 1 3/4" thick doors.)**
- **Case:** 1130/L (Privacy) and 1330/PD (Pair Dummy): 6 3/4" high x 3 9/16" deep. 1230/N (Passage): 3 7/8" high x 3 7/16" deep. Stamped from heavy wrought steel with zinc dichromate finish for corrosion resistance.
- **Front:** Armored steel front adjustable for beveled doors, with an 8" x 1" solid brass faceplate. (1230/N: 5 1/2" x 1" solid brass faceplate.) Finished to match trim.
- **Deadbolt:** 1/2" thick x 1 1/4" high x 1" throw, stainless steel, finished with US32D or PVD US4.
- **Pull:** 1/2" thick x 2" high x 1 1/4" throw, stainless steel, finished with US32D or PVD US4. Push button ejected with spring assistance.
- **Strike:** Stainless steel for US32D or brass and plated finish to match trim. Black plastic dust box supplied as a standard.
- **Cylinder:** Solid brass from bar stock, Schlage® "C" keyway with two OMNIA nickel silver keys.

ALL MOUNTING SCREWS ARE SUPPLIED WITH SETS.

Functions

- **L – Privacy:** Flushcups (2) with emergency release outside x thumbturn inside, and includes lockbody
- **A – Entry:** Flushcups (2) with cylinder outside x thumbturn inside, and includes lockbody. (1 3/4" minimum door thickness)
- **N – Passage:** Flushcups (2) blank, and includes lockbody
- **PD – Pair Dummy:** Flushcups (2) blank, and includes lockbody
- **0 – Flushcup Only:** Flushcup (1) blank













Function Codes

- /0 after style # = Flushcup only
- /N after style # = Lockbody with two flushcups
- /L after style # = Lockbody with turnpiece and emergency release
- /A after style # = Lockbody with turnpiece and keyed entry
- /PD after style # = Lockbody with two flushcups

See our website for all lockbody dimensions and schematics.

FINISH CODES

| | | | | |
|--|---|--|---|---|
|  3 Polished Brass, Lacquered |  3A Polished Brass, Unlacquered |  US4 Satin Brass, Lacquered |  5 Antique Brass, Lacquered |  10B Black, Oil-Rubbed, Lacquered |
|  14 Polished Nickel Plated, Lacquered |  15 Satin Nickel Plated, Lacquered |  26 Polished Chrome Plated |  26D Satin Chrome Plated |  32D Stainless Steel <i>(Only available for 7012)</i> |

7012 model is only available in US32D.

How to Order Pocket Door Hardware

EXAMPLE:

(Only for: 7012, 7035, 7036, 7037 and 7039)

Design
7035
Item #

/

Function
L
See Function Codes (Above)

.

Finish
26
See Finish Codes (Above)

Product order number would be
7035/L.26

Multipoint Trim Product Data

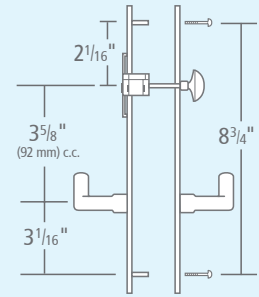
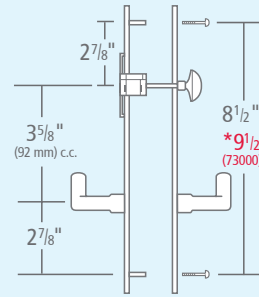

American Cylinder Above (ACA)

Solid Brass Designs

Stainless Steel

71000 & 72000 Dimensions
73000 Differs in height only*

74000 Dimensions



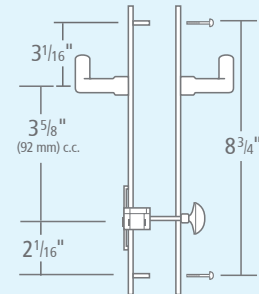
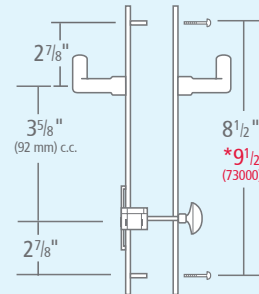

American Cylinder Below (ACB)

Solid Brass Designs

Stainless Steel

71000 & 72000 Dimensions
73000 Differs in height only*

74000 Dimensions



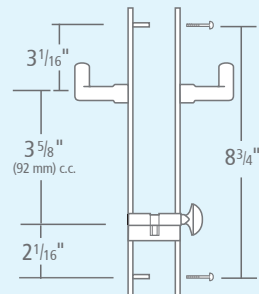
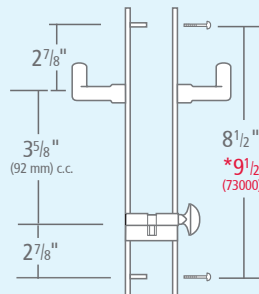

European Cylinder Below (ECB)

Solid Brass Designs

Stainless Steel

71000 & 72000 Dimensions
73000 Differs in height only*

74000 Dimensions



Turnpiece & Cylinder Components

American Cylinder Above (ACA) & American Cylinder Below (ACB)



No. 103
Ships standard with 71000 plate for American Cylinder.



No. 102
Ships standard with 72000 or 74000 plate for American Cylinder.



No. 6000
Ships standard with 73000 plate for American Cylinder.



No. 1599
American Cylinder



American Cylinder Collar
MPCH/RA (Rect.)
MPCH/OA (Oval)

European Cylinder Below (ECB)



No. 805/41
European Cylinder
Turnpiece only for patio function



No. 805/82
European Cylinder
Turnpiece cylinder by key for entrance



European Cylinder Collar
MPCH/RP (Rect.)
MPCH/OP (Oval)

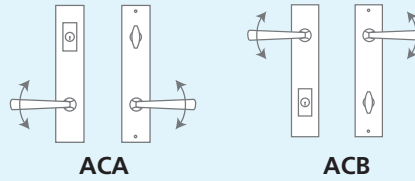
Multipoint Trim Product Data

Functions

ENTRY – ACA or ACB, with American Cylinder

Set includes:

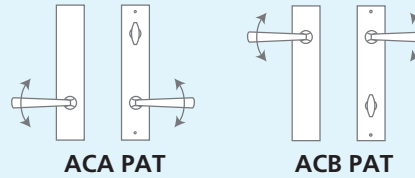
- | | |
|---|---|
| (2) Backplates | (1) American Cylinder with a lazy tailpiece |
| (1) Cylinder Collar mounted 3 ⁵ / ₈ " (92 mm) c.c. above or below the lever handles | (1) Turnpiece |
| (2) Levers with spindles | (2) Thru-bolt screws |



Active levers both sides. Key outside, by turnpiece inside.

PAT – Patio Function for ACA or ACB

- | | |
|--------------------------|----------------------|
| (2) Backplates | (1) Turnpiece |
| (2) Levers with spindles | (2) Thru-bolt screws |

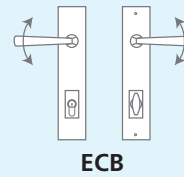


Active levers both sides. Turnpiece inside.

ENTRY – ECB, with European (Profile) Cylinder

Set includes:

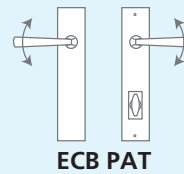
- | | |
|---|--|
| (2) Backplates | (1) European Profile Cylinder with key outside, turnpiece inside |
| (2) Cylinder Collars mounted 3 ⁵ / ₈ " (92 mm) c.c. below the lever handles | (2) Thru-bolt screws |
| (2) Levers with spindles | |



Active levers both sides. Key outside, by turnpiece inside.

PAT – Patio Function for ECB

- | | |
|--------------------------|------------------------|
| (2) Backplates | (1) Turnpiece Cylinder |
| (2) Levers with spindles | (2) Thru-bolt screws |



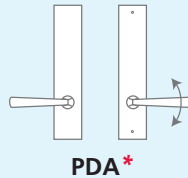
Active levers both sides. Turnpiece inside.

PDA – Pair Dummy Active for ACA, ACB or ECB

Set includes:

- | |
|--------------------------|
| (2) Backplates |
| (2) Levers with spindles |
| (2) Thru-bolt screws |

Active lever inside, by inactive lever outside.



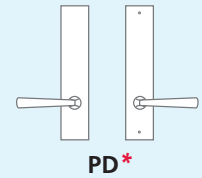
PDA*

PD – Pair Dummy for ACA, ACB or ECB

Set includes:

- | |
|--------------------------|
| (2) Backplates |
| (2) Levers with spindles |
| (2) Thru-bolt screws |

Inactive levers both sides.



PD*

*Drawing shows ACA only. Also available as ACB or ECB.

Thru-Bolting Mounting Screws are in a fixed location and cannot be modified. In some cases, new thru-bolting holes are required to be drilled at 8¹/₂" (216 mm) c.c. (9¹/₂" (242 mm) c.c. for 73000 plate). In most cases, our backplates will cover any existing thru-bolting holes. Our trim is intended to replace standard trim shipped by most door manufacturers.

Backplate Dimensions

71000 SERIES

- 9³/₈" (244 mm) Long
- 1³/₄" (44 mm) Wide
- 1/2" (12.5 mm) Projection
- 8¹/₂" (216 mm) c.c. Thru-Bolting

72000 SERIES

- 9¹³/₁₆" (250 mm) Long
- 2" (50 mm) Wide
- 1/2" (12.5 mm) Projection
- 8¹/₂" (216 mm) c.c. Thru-Bolting

73000 SERIES

- 11" (280 mm) Long
- 1⁵/₈" (40 mm) Wide
- 7/16" (10 mm) Projection
- 9¹/₂" (242 mm) c.c. Thru-Bolting

74000 SERIES

- 10⁵/₈" (270 mm) Long
- 2¹/₈" (55 mm) Wide
- 3/8" (19 mm) Projection
- 8³/₄" (222 mm) c.c. Thru-Bolting

How to Order Multipoint Trim

EXAMPLE:

| | | | | |
|-------------------------|-----------------------------|---|---|---|
| <i>Plate</i> | <i>Design</i> | <i>Function</i> | <i>Handing</i> | <i>Finish</i> |
| 71 | 055 | ACA | L | 15 |
| <small>Series #</small> | <small>Lever Item #</small> | <small>See Function Codes Above</small> | <small>L = Left-Handed R = Right-Handed</small> | <small>See Finish Codes (Page 108)*</small> |

*See individual product entries for available finishes.

Product order number would be **71055ACAL.15**

Entrance Handlesets Product Data

(Brass)

Solid Brass Mortise Lock Handleset Specifications

- **Backset:** 2¹/₂" or 2³/₄". (2¹/₂" b.s. shipped standard.)
- **Doors:** 3⁷/₈" minimum stile for 2¹/₂" b.s. lock. 4³/₈" minimum stile for 2³/₄" b.s. lock. 1³/₄" thick as a standard. For doors over 1³/₄" thick, specify door thickness.
- **Case:** 2¹/₂" b.s.: 3⁵/₈" x 6¹/₁₆" x 1⁵/₁₆"
2³/₄" b.s.: 3¹⁵/₁₆" x 6¹/₁₆" x 1⁵/₁₆"
Heavy wrought steel with zinc dichromate finish for corrosion resistance.
- **Front:** Armored steel front, adjustable for beveled conditions. With 8" x 1¹/₄" solid brass faceplate. Finished to match trim.
- **Latchbolt:** 1" x 5⁵/₈" x 3³/₄" full throw. Solid brass with anti-friction design. US4 finish only.
- **Deadbolt:** 1³/₁₆" x 9⁹/₁₆" x 1" full throw. Solid brass, one-piece component with saw-proof insert. US4 finish only.
- **Springs:** High carbon steel.
- **Strike:** Solid brass curved lip strike. 4⁷/₈" x 1¹/₄" x lip 1¹/₄" to center. Finished to match trim. Dust box shipped with set.

Backplate Dimensions

Amagansett

Exterior: 21" x 2⁷/₈" x 3³/₈"

Interior: 13⁷/₈" x 2⁷/₈" x 3³/₈"

Georgica

Exterior: 22¹/₈" x 3" x 3³/₈"

Interior: 14" x 3" x 3³/₈"

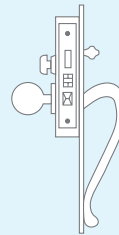
Conforms to requirements of ANSI / BHMA A156.13 Series 1000.



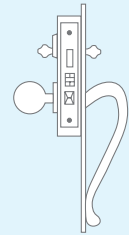
- **Hand:** Fully reversible. When ordering specify right hand or left hand, and if reverse bevel is needed.
- **Cylinder:** Solid brass from bar stock. Made in USA. Supplied with Schlage® "C" keyway as a standard and two OMNIA nickel silver keys. Ship standard Keyed Different (KD). Specify Keyed Alike (KA) when needed. Special keying available upon request.
- **Hubsize:** .290" (7 mm or 3³/₈") hub. Broached on the square position. Hub is on one side of the lock only.

Lock Function Options


- **A – Standard:** Latchbolt operates by knob or lever inside, thumbpiece outside except when outside trim is locked by rocker switch; then opens by key outside, by knob or lever inside. Deadbolt activated by key outside and turnpiece inside.



- **AC – Double Cylinder:** Latchbolt operates by knob or lever inside, thumbpiece outside except when outside trim is locked by rocker switch; then opens by key outside, by knob or lever inside. Deadbolt activated only by key from either side.



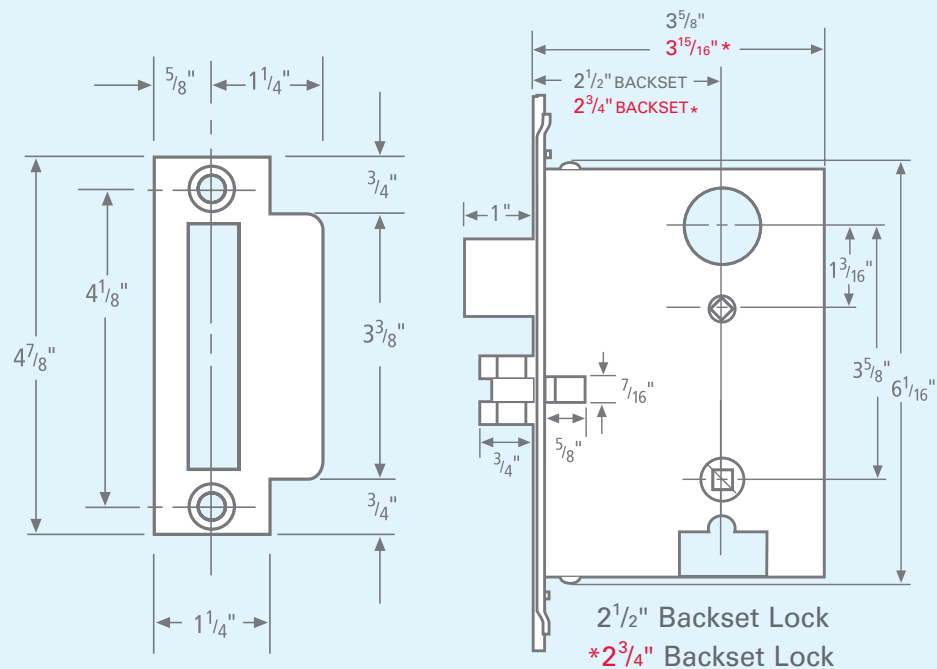
- **F – Panic Proof:** Latchbolt operates by knob or lever inside, thumbpiece outside, except when outside trim is locked by rocker switch. Deadbolt activated by key outside and turnpiece inside. Turning of inside knob or lever will retract both deadbolt and latchbolt at the same time.



Other functions available on request.

Dummy applications not recommended for commercial use.

DRAWINGS NOT TO SCALE



Same strike supplied with both 2¹/₂" and 2³/₄" b.s. locks.

Entrance Handlesets Product Data (Brass)

FINISH CODES

| FINISH | DESCRIPTION | ORDERING CODE |
|--------|--------------------------------|---------------|
| US3 | Polished Brass, Lacquered | 1 |
| US15 | Satin Nickel Plated, Lacquered | 15 |
| SB | Shaded Bronze, Lacquered | 4 |
| BAS | Siena Brass, Lacquered | BAS |
| BPS | Venetian Nickel, Lacquered | BPS |
| D | Florentine Brass, Lacquered | D |
| ETR | Etruscan Bronze, Lacquered | ETR |

How to Order Brass Entrance Handlesets

EXAMPLE: ACTIVE

| | | | | |
|---|---|---|---|--|
| <i>Set Name</i> GEORGICA <small>Amagansett or Georgica</small> | <i>Function</i> A <small>See Function Codes (Page 115)</small> | <i>Interior Trim</i> 059 <small>See 3-Digit Interior Trim Option (Page 85)</small> | <i>Handing</i> R <small>L = Left-Handed R = Right-Handed</small> | <i>Finish</i> BAS <small>See Finish Codes (Above)</small> |
|---|---|---|---|--|

Product order number would be **GEORGICA.A059RBAS**
or **GEORGICA.PD059RBAS** for a pair dummy.

2½" backset shipped standard. Specify 2¾" backset when ordering.

For doors over 1¾" thick, please specify door thickness.

For doors 2" thick or thicker, please call OMNIA for additional charges that may apply.

Deadbolt Handlesets Product Data

(Stainless Steel Metro & Urban Tubular Sets)

Available in two backsets – 2³/₈" or 2³/₄" (2³/₈" backset shipped standard). Please specify when ordering.

Features

- Our stainless steel tubular deadbolt handlesets each consist of a set of exterior trim, lever interior trim as selected, extra heavy duty tubular latch designed for levers and spindle, deadbolt assembly, cylinder, all necessary mounting screws and template.
- **Backset:** Available with two backset options – 2³/₈" or 2³/₄" (2³/₈" backset shipped standard). Please specify when ordering.

Lock & Trim Functions

- **F – Panic Proof:** Latchbolt operates by knob or lever inside, thumbpiece outside except when outside trim is locked by rocker switch. Deadbolt activated by key outside and turnpiece inside. Turning of inside knob or lever will retract both deadbolt and latchbolt at the same time.
- **PD – Pair Dummy:** Dummy trim is non-operating and is mounted on the inside and outside of the door. Shipped pre-assembled.
- **SDE – Single Dummy Exterior:** Dummy trim is non-operating and is mounted on the outside of the door. Thumbpiece is also non-operating. Shipped pre-assembled.
- **SDI – Single Dummy Interior:** Dummy trim is non-operating and is mounted on the inside of the door. Shipped pre-assembled.

FINISH CODES

| FINISH | DESCRIPTION | CODE |
|--------|-----------------------|------|
| US32D | Satin Stainless Steel | 32D |
| PBL* | PVD Black | PBL |
| PDB* | PVD Dark Bronze | PDB |
| PSG* | PVD Satin Gold | PSG |
| PTT* | PVD Titanium | PTT |

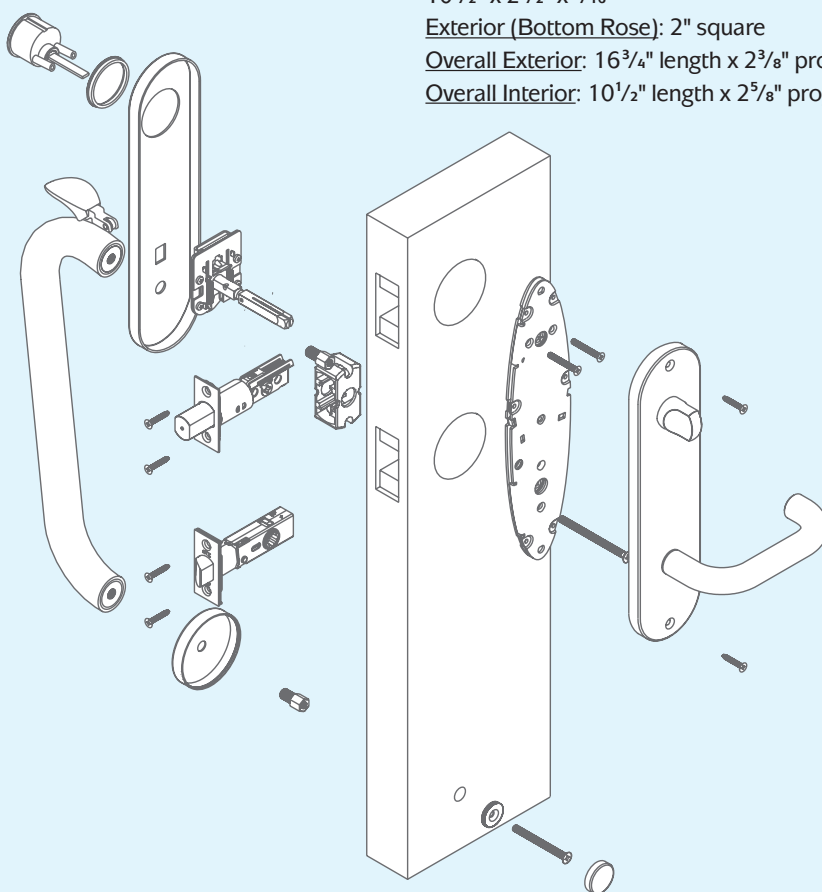
*Only available for Urban

Metro Dimensions

5¹/₂" center to center
Exterior (Top Plate) & Interior:
 10¹/₄" x 2⁹/₁₆" x 7⁷/₁₆"
Exterior (Bottom Rose): 2¹/₁₆" dia.
Overall Exterior: 16⁷/₈" length x 3⁵/₁₆" proj.
Overall Interior: 10¹/₄" length x 2⁷/₈" proj.

Urban Dimensions

5¹/₂" center to center
Exterior (Top Plate) & Interior:
 10¹/₂" x 2¹/₂" x 7⁷/₁₆"
Exterior (Bottom Rose): 2" square
Overall Exterior: 16³/₄" length x 2³/₈" proj.
Overall Interior: 10¹/₂" length x 2⁵/₈" proj.



How to Order Deadbolt Handlesets

EXAMPLE: ACTIVE

| Design | Function | Interior Trim | Backset | Finish |
|----------------|--------------------------|--|--|--------------------------|
| URBAN | F | 012 | 38 | 32D |
| Urban or Metro | See Function Codes Above | 3-Digit Interior Trim Option (See Pages 86-87) | 38 = 2 ³ / ₈ " Backset 34 = 2 ³ / ₄ " Backset | See Finish Codes (Above) |

Product order number would be **URBAN.F012.38.32D**
 or **URBAN.PD012.32D** for a pair dummy.

For doors over 1³/₄" thick, please specify door thickness.

For doors 2" thick or thicker, please call OMNIA for additional charges that may apply.

Hinges Product Data

(For Standard Weight Hinges)

Available in standard weight with either ball or plain bearings to satisfy most applications. The hinges are all manufactured from solid brass extrusions, providing higher degrees of strength and tolerance.

General Information

- All hinges are shipped assembled with pins installed.
- Standard weight hinges are available in **ball bearing** or **plain bearing**.
- **Doors equipped with closers should always have ball bearing hinges.**
- Mounting templates are available. Do not use the hinges to make cut outs on metal doors and frames.
- Hinges are supplied with wood screws standard. **Machine screws are available upon request.**

Suggested Location of Hinges

- **Top Hinge:** 5" from jamb rabbet to top edge of hinge barrel.
- **Bottom Hinge:** 10" from bottom edge of hinge barrel to finished floor.
- **Middle Hinge:** Centered between the top and bottom hinges.

The above are U.S. standard procedures.

How to Determine Proper Hinge Height

| Thickness of Door | Width of Door | Height of Hinges |
|-------------------|-----------------|------------------|
| 1 3/8" | to 32" | 3 1/2" |
| 1 3/8" | Over 32" to 37" | 4" |
| 1 3/4" | to 36" | 4" or 4 1/2" |
| 1 3/4" | Over 36" to 48" | 4 1/2" |
| 2"-2 1/2" | Over 42" | 4 1/2"* |

*Minimum 4 hinges recommended.

Number of Hinges Required on Doors

| Door Height | # Hinges Required |
|-------------|-------------------|
| To 60" | 2 Hinges |
| 61" to 90" | 3 Hinges |
| 91" to 120" | 4 Hinges |

Finial Options

All finials, both top and bottom, screw in separately into the barrel. Hinges are shipped with button tips as standard on all orders. Pairs of acorn, ball, crown, steeple and urn finials are available at an additional cost. See page 90 for item numbers and prices.

Use the abbreviations below to specify your finial choice.

| STYLE | FINIAL CODE |
|---------|-----------------------------|
| Button | BTN <i>Shipped standard</i> |
| Acorn | ACN |
| Ball | BAL |
| Crown | CRN |
| Steeple | STP |
| Urn | URN |

FINISH CODES

OMNIA hinges are available in all of our popular finishes. Use the symbols below to specify the finish.

| FINISH | DESCRIPTION | CODE |
|--------|-----------------------------------|------|
| US3 | Polished Brass, Lacquered | 3 |
| US3A | Polished Brass, Unlacquered | 3A |
| US4 | Satin Brass, Lacquered | 4 |
| US5A | Antique Bronze, Unlacquered | 5A |
| US10B | Black, Oil-Rubbed, Lacquered | 10B |
| US14 | Polished Nickel Plated, Lacquered | 14 |
| US15 | Satin Nickel Plated, Lacquered | 15 |
| US26 | Polished Chrome Plated | 26 |
| US26D | Satin Chrome Plated | 26D |
| SB | Shaded Bronze, Lacquered | SB |

How to Order Hinges

EXAMPLE:

| Style | Size | Finial | Finish |
|---|---------------------------------------|--------------------------|--------------------------|
| 985 | / 4 | BTN | . 14 |
| 985 = Plain Bearing 985BB = Ball Bearing | 35 = 3 1/2"* 4 = 4" 45 = 4 1/2" | See Finial Codes (Above) | See Finish Codes (Above) |

*Only available for Plain Bearing.

Product order number would be **985/4BTN.14**

Lock / Latch Components

TUBULAR LATCHES *(with Faceplates)*

Passage Sets

| Product Code | Description | Hub Size | Price |
|--------------|---------------------------------|----------|-------------|
| 105KPA38 | 2 3/8" b.s. Passage knob latch | 7 mm hub | \$50 |
| 105LPA38 | 2 3/8" b.s. Passage lever latch | 7 mm hub | \$50 |
| 105KPA34 | 2 3/4" b.s. Passage knob latch | 7 mm hub | \$50 |
| 105LPA34 | 2 3/4" b.s. Passage lever latch | 7 mm hub | \$50 |
| 107LPA38 | 2 3/8" b.s. Passage lever latch | 8 mm hub | \$50 |
| 107LPA34 | 2 3/4" b.s. Passage lever latch | 8 mm hub | \$50 |

Privacy Sets

| Product Code | Description | Hub Size | Price |
|--------------|---------------------------------|----------|-------------|
| 106KPR38 | 2 3/8" b.s. Privacy knob latch | 7 mm hub | \$55 |
| 106LPR38 | 2 3/8" b.s. Privacy lever latch | 7 mm hub | \$55 |
| 106KPR34 | 2 3/4" b.s. Privacy knob latch | 7 mm hub | \$55 |
| 106LPR34 | 2 3/4" b.s. Privacy lever latch | 7 mm hub | \$55 |
| 108LPR38 | 2 3/8" b.s. Privacy lever latch | 8 mm hub | \$55 |
| 108LPR34 | 2 3/4" b.s. Privacy lever latch | 8 mm hub | \$55 |

STRIKES & FACEPLATES *(Specify Function)*

| Product Code | Description | Price |
|--------------|---|-------------|
| 009 | Faceplate for tubular latch | \$10 |
| 012 | Faceplate for 2 1/2" & 2 3/4" b.s. mortise lock. Specify function | \$30 |
| 013 | "T" strike for tubular latch | \$6 |
| 014 | "Full Lip" strike for tubular latch | \$6 |
| 015 | Strike for 2 1/2" & 2 3/4" b.s. mortise lock. Specify function | \$35 |
| 015/A-EL | Strike with 1 1/2" extended lip for 2 1/2" & 2 3/4" b.s. mortise lock | \$64 |
| 015/A-EL2 | Strike with 2" extended lip for 2 1/2" & 2 3/4" b.s. mortise lock | \$64 |
| 019 | Strike for tubular latch, 4 7/8" ASA | \$30 |

SURFACE MOUNTED ROSES

| Product Code | Rose Type | Description | Price |
|--------------|------------------|----------------------|-------------|
| 592/45 | Traditional rose | 1 3/4" dia. | \$25 |
| 592/45D | Traditional rose | 1 3/4" dia. - dummy | \$36 |
| 592/55 | Traditional rose | 2 3/16" dia. | \$28 |
| 592/55D | Traditional rose | 2 3/16" dia. - dummy | \$40 |
| 592B/45 | Beaded rose | 1 3/4" dia. | \$26 |
| 592B/45D | Beaded rose | 1 3/4" dia. - dummy | \$37 |
| 592B/55 | Beaded rose | 2 3/16" dia. | \$28 |
| 592B/55D | Beaded rose | 2 3/16" dia. - dummy | \$40 |
| 597/45 | Modern rose | 1 3/4" dia. | \$26 |
| 597/45D | Modern rose | 1 3/4" dia. - dummy | \$41 |
| 836/00 | Rectangular rose | 2" h x 1 5/8" w | \$33 |

TURNPIECES WITH ROSES

| Product Code | Description | Price |
|--------------|---|-------------|
| 065/00 | Beaded turnpiece 1 1/4" x 3/4" | \$35 |
| 068/05 | Ornate turnpiece 1 7/16" x 1 3/16" | \$36 |
| 102/04 | Modern turnpiece 1 1/2" x 1/4" | \$42 |
| 102/624 | Modern turnpiece w/ Square rose 1 1/2" x 1/4" | \$49 |
| 103/04 | Modern turnpiece 1 3/4" x 1/2" | \$40 |
| 104/04 | Hamptons turnpiece 1 5/16" x 1 3/16" | \$93 |
| 105/04 | Classico turnpiece 1 5/16" x 1 3/16" | \$93 |
| 9163/35TP | Traditional turnpiece 1 3/8" x 1 3/16" | \$48 |

CASSETTES

| Product Code | Description | Price |
|---------------|--|-------------|
| 401/PA62.32D | Stainless Steel Cassette including rose cover (Passage) | \$26 |
| 401S/PA62.32D | Stainless Steel Cassette including square rose cover (Passage) | \$52 |
| 402/PR62.32D | Stainless Steel Cassette including rose cover (Privacy) | \$26 |
| 402S/PR62.32D | Stainless Steel Cassette including square rose cover (Privacy) | \$52 |
| 981 | Small Cassette Adapter Levers 7 mm | \$27 |
| 981/8 | Small Cassette Adapter Levers 8 mm | \$27 |
| 982/LP | Large Cassette Adapter Low Profile (Standard) Levers 7 mm | \$27 |
| 982/LP-8 | Large Cassette Adapter Low Profile Levers 8 mm | \$27 |
| 982/LP-K | Large Cassette Adapter Low Profile (Standard) Knobs 7 mm | \$27 |

Suggested retail prices effective January 1, 2025.

Lock / Latch Components

MORTISE LOCK BODIES

(with Faceplate & Strike)

| Product Code | Description | Function | Price |
|--------------|-----------------------------|---------------|--------------|
| 001500A* | 2½" b.s. handle set x knob | "A" function | \$328 |
| 001500EW* | 2½" b.s. handle set x knob | "EW" function | \$328 |
| 001500F* | 2½" b.s. handle set x knob | "F" function | \$328 |
| 001500J* | 2½" b.s. handle set x knob | "J" function | \$328 |
| 001600A* | 2½" b.s. handle set x lever | "A" function | \$328 |
| 001600EW* | 2½" b.s. handle set x lever | "EW" function | \$328 |
| 001600F* | 2½" b.s. handle set x lever | "F" function | \$328 |
| 001600J* | 2½" b.s. handle set x lever | "J" function | \$328 |
| 001700A* | 2½" b.s. knob x knob | "A" function | \$328 |
| 001700EW* | 2½" b.s. knob x knob | "EW" function | \$328 |
| 001700F* | 2½" b.s. knob x knob | "F" function | \$328 |
| 001700J* | 2½" b.s. knob x knob | "J" function | \$328 |
| 001700L* | 2½" b.s. knob x knob | "L" function | \$328 |
| 001700N* | 2½" b.s. knob x knob | "N" function | \$328 |
| 001800A* | 2½" b.s. lever x lever | "A" function | \$328 |
| 001800EW* | 2½" b.s. lever x lever | "EW" function | \$328 |
| 001800F* | 2½" b.s. lever x lever | "F" function | \$328 |
| 001800J* | 2½" b.s. lever x lever | "J" function | \$328 |
| 001800L* | 2½" b.s. lever x lever | "L" function | \$328 |
| 001800N* | 2½" b.s. lever x lever | "N" function | \$328 |
| 002200A* | 2¾" b.s. knob x knob | "A" function | \$328 |
| 002200EW* | 2¾" b.s. knob x knob | "EW" function | \$328 |
| 002200F* | 2¾" b.s. knob x knob | "F" function | \$328 |
| 002200J* | 2¾" b.s. knob x knob | "J" function | \$328 |
| 002200L* | 2¾" b.s. knob x knob | "L" function | \$328 |
| 002200N* | 2¾" b.s. lever x lever | "N" function | \$328 |
| 002300A* | 2¾" b.s. lever x lever | "A" function | \$328 |
| 002300EW* | 2¾" b.s. lever x lever | "EW" function | \$328 |
| 002300F* | 2¾" b.s. lever x lever | "F" function | \$328 |
| 002300J* | 2¾" b.s. lever x lever | "J" function | \$328 |
| 002300L* | 2¾" b.s. lever x lever | "L" function | \$328 |
| 002300N* | 2¾" b.s. lever x lever | "N" function | \$328 |
| 008400A | 1½" b.s. lever x lever | "A" function | \$615 |
| 008400B | 1½" b.s. lever x lever | "B" function | \$545 |
| 008400N | 1½" b.s. lever x lever | "N" function | \$531 |
| 008400L | 1½" b.s. lever x lever | "L" function | \$545 |
| 008500A | 2" b.s. lever x lever | "A" function | \$615 |
| 008500B | 2" b.s. lever x lever | "B" function | \$545 |
| 008500N | 2" b.s. lever x lever | "N" function | \$531 |
| 008500L | 2" b.s. lever x lever | "L" function | \$545 |

***PLEASE SPECIFY HAND WHEN ORDERING**

MORTISE CYLINDERS FOR 2½" & 2¾" B.S. LOCKS†

| Product Code | Size | Price |
|--------------|----------------------------------|--------------|
| 801/00 | 1 ⁵ / ₁₆ " | \$55 |
| 801/01 | 1" | \$55 |
| 801/02 | 1 ¹ / ₈ " | \$55 |
| 801/03 | 1 ¹ / ₄ " | \$55 |
| 801/04 | 1 ¹ / ₂ " | \$51 |
| 801/05 | 1 ³ / ₄ " | \$197 |
| 801/06 | 2" | \$214 |

† Specify the following:

- Keyed Alike or Keyed Different
- Mortise or Deadbolt
- Function

Suggested retail prices effective January 1, 2025.

Spindle / Set Screws / Washers

SPINDLES

| Product Code | Description | Price |
|-------------------------------|--|-------|
| DS129/7-1" | 7 mm dummy spindle for plates | \$11 |
| DS129/8-1" | 8 mm dummy spindle for plates | \$11 |
| DSP-1SM | 7 mm dummy subplate and spindle for small format roses | \$7 |
| 006HS/2.625" | 2 ⁵ / ₈ " long mortise handle set spindle | \$11 |
| 007/3 | 3" 7 mm square spindle for passage | \$7 |
| 007/3-1/2 | 3 ¹ / ₂ " 7 mm square spindle for passage | \$7 |
| 007/4 | 4" 7 mm square spindle for passage | \$6 |
| 007/4-1/2 | 4 ¹ / ₂ " 7 mm square spindle for passage | \$6 |
| 007/5 | 5" 7 mm square spindle for passage | \$7 |
| 007X8MS/50 | 7 mm x 8 mm spindle for mortise or multi-point 7 mm lever | \$10 |
| 007X8MS/50 w/ conical spring | 7 mm x 8 mm x 50 mm spindle w/ spring for mortise locks 7 mm lever to 8 mm hub | \$10 |
| 007X8MS/635 w/ conical spring | 7 mm x 8 mm x 63.5 mm spindle w/ spring for mortise locks 7 mm lever to 8 mm hub | \$22 |
| 007X8MS/80 w/ conical spring | 7 mm x 8 mm x 80 mm spindle w/ spring for mortise locks 7 mm lever to 8 mm hub | \$25 |
| 007X8MS/110 w/ conical spring | 7 mm x 8 mm x 110 mm spindle w/ spring for mortise locks 7 mm lever to 8 mm hub | \$27 |
| 007SW/3 | 3" 7 mm swivel spindle for privacy | \$8 |
| 007SW/3.25 | 3 ¹ / ₄ " 7 mm swivel spindle for privacy | \$8 |
| 007SW/3.5 | 3 ¹ / ₂ " 7 mm swivel spindle for privacy | \$8 |
| 007SW/3.75 | 3 ³ / ₄ " 7 mm swivel spindle for privacy | \$8 |
| 007SW/4 | 4" 7 mm swivel spindle for privacy | \$7 |
| 007SW/4.25 | 4 ¹ / ₄ " 7 mm swivel spindle for privacy | \$7 |
| 007SW/4.5 | 4 ¹ / ₂ " 7 mm swivel spindle for privacy | \$7 |
| 007SW/4.75 | 4 ³ / ₄ " 7 mm swivel spindle for privacy | \$8 |
| 007SW/5 | 5" 7 mm swivel spindle for privacy | \$8 |
| 007SW/5.5 | 5 ¹ / ₂ " 7 mm swivel spindle for privacy | \$8 |
| 008MS/49 | 49 mm long x 8 mm sq. half spindle w/ conical spring for mortise 8 mm lever | \$9 |
| 008MS/70 | 70 mm long x 8 mm sq. half spindle w/ conical spring for mortise 8 mm lever | \$13 |
| 008/3-1/2 | 3 ¹ / ₂ " 8 mm solid spindle for passage | \$7 |
| 008/4 | 4" 8 mm solid spindle for passage | \$7 |
| 008/4-1/2 | 4 ¹ / ₂ " 8 mm solid spindle for passage | \$7 |
| 008SW/3.5 | 3 ¹ / ₂ " 8 mm solid spindle for privacy | \$8 |
| 008SW/4 | 4" 8 mm solid spindle for privacy | \$8 |
| 008SW/4.5 | 4 ¹ / ₂ " 8 mm solid spindle for privacy | \$8 |
| 008SW/5 | 5" 8 mm solid spindle for privacy | \$8 |

SET SCREWS

| Product Code | Description | Price |
|--------------|--|-------|
| 002.02.CP | 1/4" long 1/4" - 20 stainless steel cone point set screw | \$2 |

TOOLS

| Product Code | Description | Price |
|--------------|--|-------|
| HX5/64 | 5/64" hex key wrench for deadbolts | \$2 |
| HX1/8 | 1/8" hex key wrench for door trim | \$2 |
| HX1/8TH | 1/8" hex key wrench w/plastic "T" handle | \$35 |

NYLON WASHERS FOR KNOBS & LEVERS

For Inactive/Dummy Sets (00, 67, 50)

| Product Code | Description | Price |
|--------------|-------------|-------|
| 027-GLD | Gold | \$4 |
| 027-SLVR | Silver | \$4 |
| 027-BLK | Black | \$4 |

For Active Sets (00, 67, 50)

| Product Code | Description | Price |
|--------------|-------------|-------|
| 027L-GLD | Gold | \$4 |
| 027L-SLVR | Silver | \$4 |
| 027L-BLK | Black | \$4 |

Suggested retail prices effective January 1, 2025.

OMNIA TERMS & CONDITIONS OF SALE

(as of January 1, 2025)

WARRANTIES

Limited Mechanical Warranty

OMNIA Industries, Inc. ("OMNIA") offers to the original owner a Limited Warranty that all OMNIA products shall be free of mechanical abnormality for the duration that the original owner inhabits the residence in which the product was originally installed.

Exclusions

Any OMNIA product having an abnormality due to improper installation, forced entry, failure to exercise normal maintenance or against the consequences of uses for which our products were not designed is not covered by this warranty. Additionally, if an OMNIA product or component part is used with a product that is not ours or a component part (such as an OMNIA lock or latch with non-OMNIA knobs, levers, escutcheons and roses), any warranty shall be null and void. Warranty does not cover normal wear and tear.

FINISH WARRANTIES

(Includes General Maintenance)

Stainless Steel

OMNIA warrants its stainless steel finish shall be free from abnormalities in material and workmanship from tarnishing or rusting for either five (5) years from date of purchase for interior use or one (1) year from the date of purchase on exterior doors only for the duration that the original owner inhabits the residence in which the product was originally installed. Exposure to certain chemical or environmental conditions may promote surface oxidation. Please be aware that this is not an abnormality in the stainless steel but a reaction on the surface of the finish to the chemical environment which can be removed with a stainless steel polish or an abrasive pad. **Surface oxidation is not considered an abnormality in the product.**

Stainless Steel PVD

The OMNIA PVD finishes use an advanced finishing technology (Physical Vapor Deposition) to create a finish highly resistant to the effects of weather and normal use. For OMNIA products purchased with PVD finishes, OMNIA warrants the finish shall be free from abnormalities in materials and workmanship from tarnishing, flaking or pitting for the **Lifetime** of the applicable product for the duration that the original owner inhabits the residence in which the product was originally installed. Although the OMNIA PVD finishes are highly resistant to the effects of weather and normal use, they do require periodic maintenance. A build-up may occur if it is not performed, which may create a haze or darker look to the finish. This is neither tarnish nor an abnormality in the PVD finish. OMNIA PVD finishes can be maintained simply by wiping with a soft cloth and glass cleaner; or as an alternative, a non-abrasive metal polish which can be purchased at any hardware store. Rubbing alcohol may also be used to clean the surface of PVD finishes. **DO NOT use metal polishes that contain abrasives.**

Remaining Finishes

OMNIA warrants its finishes (excluding unlacquered finishes, stainless steel and

stainless steel PVD) shall be free from abnormalities in materials and workmanship from tarnishing, flaking or pitting for either five (5) years from date of purchase for interior use, or one (1) year from the date of purchase for use on exterior doors only for the duration that the original owner inhabits the residence in which the product was originally installed. Only use a damp cloth to clean surface of finish to remove dirt and grime. **DO NOT use household cleaners and/or chemicals.**

Exclusions

Any OMNIA product having an abnormality due to neglect, misuse, abuse or unreasonable or extraordinary use or lack of normal maintenance is not covered by this warranty. In addition, any OMNIA product having an abnormality due to use of paints, solvents or other chemicals is not covered by this warranty. Discontinued products will not be covered by any warranty. Finishes will not be warranted for any OMNIA product installed on an exterior metal door.

FOR ALL WARRANTIES, PLEASE NOTE: OMNIA is not responsible for labor charges related to installation, repair or replacement of any product under this warranty. OMNIA's liability under this warranty shall not exceed the sale price of the product.

PRICES

Prices are subject to change without notice. Invoices will reflect prices in effect at the time of shipment. OMNIA is not responsible for errors and/or omissions which may appear in any printed material. Orders held by OMNIA because of credit status may be repriced to pricing in effect on date of order release by OMNIA Credit Department.

RETURNED GOODS

Products must be returned within 60 days of original invoice date. There is a minimum 25% restock fee, plus a freight charge, for all unused and undamaged items returned in original condition. All returns must be accompanied with a completed Return Goods Form (RGF). Any return which exceeds \$1,000 net requires prior authorization. If a factory defect is claimed, please contact OMNIA for replacement or authorization. Any credit due will be determined upon inspection. Reordered or replacement materials will be billed when shipped. Returns will be credited after inspection and approval. All returns must be shipped freight prepaid. COD returns will be refused. Special order or discontinued items will not be accepted for return.

ORDERS & SPECIFICATIONS

OMNIA has the right to not accept orders in part or whole if the quantity, finishes or prices requested are not suitable. Packing, weights, measurements and designs are subject to change without notice. All special factory orders are non-cancelable, non-returnable and non-refundable.

ORDER CHANGES

If there are items not readily available, OMNIA will ship and backorder. Items temporarily out of stock will be backordered and so indicated on invoice. Backorders must be canceled prior to shipment of product. Orders canceled after

shipment from OMNIA will incur freight charges and a 25% restocking charge. Address changes after shipment will incur freight charges.

DISCONTINUED ITEMS & D/O

OMNIA may discontinue product or alter specifications at any time without prior notification or obligation. D/O designates a product which will continue to be available as long as inventory remains, after which the product will be discontinued. This program is intended to help our customers anticipate future needs and to avoid bidding or taking orders on parts which may not be available in sufficient quantities when needed.

SHIPMENTS

Smaller orders, shipments destined outside the US borders, and **all specially quoted contract orders are shipped FOB Cedar Grove, NJ.** Cremona bolt orders do not qualify for prepaid shipments. Freight charges will apply to contract orders. Please refer to job quote. There will be a handling fee in addition to freight charges. (Drop ship orders incur a higher handling fee.) In certain instances, a fee for insurance coverage may be added. OMNIA will select the quickest and best routes available. Consignee assumes risk of loss or damage after shipments have been delivered to carrier. Claims must be filed with the transportation company. We cannot accept consignee or third party billing for any shipment.

OPEN ACCOUNTS

Established accounts will be maintained on open account terms as long as payments are kept current. New accounts must submit proper trade and bank references.

SAMPLE PROGRAM

Cabinet Hardware

Samples of cabinet pulls up to 6" and cabinet knobs up to 1 1/4" dia. are available free of charge with a \$10 shipping fee for each item ordered. A maximum of 3 samples can be ordered. If ordering more than one sample, the additional samples must all be different part numbers.

Door Hardware

Single dummy samples of door knobs and levers with a list price value up to \$75 are available free of charge with a \$20 shipping fee for each item ordered. For single dummy samples with a list price value of \$76 and over, there is a \$30 shipping fee for each item ordered.

For each sample ordered, you will receive a discount coupon in the amount of the shipping fee. For each \$100 list purchase made through an authorized OMNIA dealer, you may apply one discount coupon. Since there is no charge for the product samples themselves, they cannot be returned to OMNIA for product credit.

If you are interested in a sample of a product other than cabinet hardware or single dummies, please contact OMNIA for shipping costs.

An Authorized OMNIA dealer may request a complete **Dealer Terms & Conditions** by emailing info@OMNIAindustries.com.



In addition to the selection of latchsets and locksets shown in this catalog, OMNIA also offers beautifully crafted decorative cabinet hardware and architectural hardware. For a comprehensive view of all of our lines, please visit our website at:

www.OMNIAindustries.com



2025 CABINET & ARCHITECTURAL HARDWARE



MANUFACTURERS OF FINE LOCKSETS & ARCHITECTURAL HARDWARE

Suggested Retail Prices Effective November 1, 2024



OMNIA

SINCE 1964

5 Cliffside Drive • Box 330
Cedar Grove, New Jersey 07009
Phone 973.239.7272
orders@OMNIAindustries.com
www.OMNIAindustries.com

